

No Ice, Except There Is Ice



I chased down the story where Peter Ferrara was apologizing to the Global Warming ‘alarmists’ because the Earth is cooling. So, I went to *Forbes* and I was greeted by this message, “After review, this post has been removed...” I think, for them, this is an inconvenient story, even if it was back in 2012 and should be hidden from sight.

1,107,009 views | May 31, 2012, 03:26pm

Sorry Global Warming Alarmists, The Earth Is Cooling



Peter Ferrara Former Contributor 

Opinion

I cover public policy, particularly concerning economics.

EDITOR'S NOTE

Forbes

After review, this post has been removed for failing to meet our editorial standards.

We are providing our readers the headline, author and first paragraphs for context only. We regret any inconvenience or confusion.

For those who have not read this, he only discussed what he had noticed regarding natural climate cycles that had started to twist Earth's weather from warming to cooling. So, why would that story be removed? He was the director for the Entitlement and Budget Policy for the Heartland Institute, but his story was still removed because it failed to meet editorial standards. Take note, that was printed for a long time.

Climate change itself is already in the process of definitively rebutting climate alarmists who think human use of fossil fuels is causing ultimately catastrophic global warming. That is because natural climate cycles have already turned from warming to cooling, global temperatures have already been declining for more than 10 years, and global temperatures will continue to decline for another two decades or more.



Peter Ferrara

Forbes

I am Director of Entitlement and Budget Policy for the Heartland Institute, Senior Advisor for Entitlement Reform and Budget Policy at the National Tax Limitation Founda...

Read More

When I was digging into the stories about the hottest July ever, I stumbled across this information: NOAA does not have thermometer records for most of the world's land surface, and this is still true up to now.



キリエ

@KiryeNet

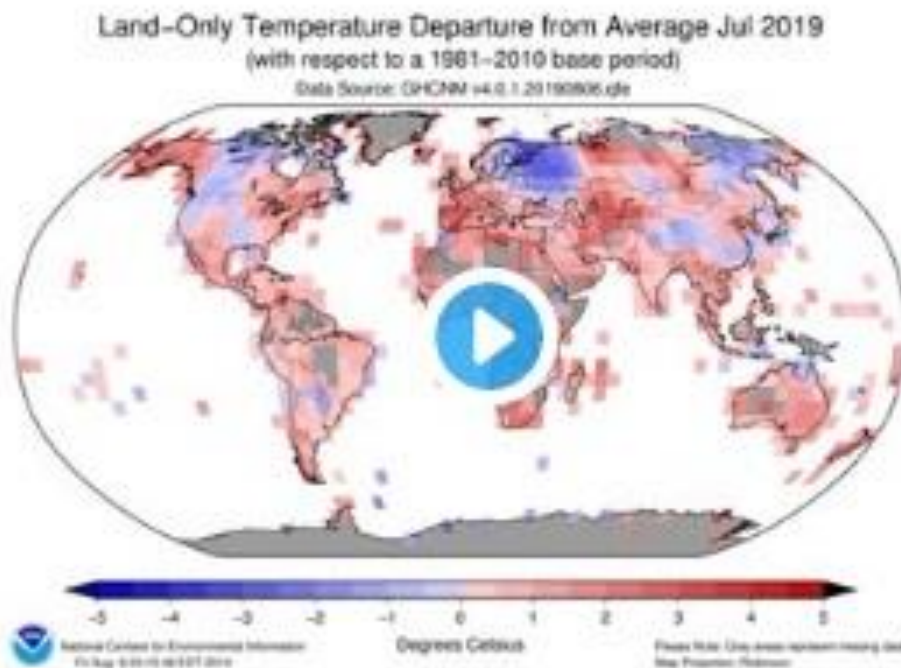
NOAA doesn't have thermometer records for most of the world's land surface.

The media show only the land and ocean map provided by the NOAA, which has been massively altered.

[ncdc.noaa.gov/temp-and-precip](https://www.ncdc.noaa.gov/temp-and-precip)

~#地球温暖化? #温暖化? #気候変動

#ClimateChange



No Tricks Zone has also presented the NOAA temperature data set along with a commentary, informing us that one-fifth of the world's land mass has estimated temperatures up to this point. They do not actually have land stations there, and they will not in the future.

On the oceans as well, most is estimated because those buoys are separated by substantial distances making the 100% temperature mapping prospect impossible.



richard 16. July 2019 at 8:27 PM | [Permalink](#)

It's pretty bad today- Africa, **one fifth of the world's land mass- estimated temps.**

WMO- "Because the data with respect to in-situ surface air temperature across Africa is sparse, a one year regional assessment for Africa could not be based on any of the three standard global surface air temperature data sets from NOAA/CDC, NASA-GISS or HadCRUT4. Instead, the combination of the Global Historical Climatology Network and the Climate Anomaly Monitoring System (CAMS GHCN) by NOAA's Earth System Research Laboratory was used to estimate surface air temperature patterns."

If you dig into the statistics, 2,089 land base temperature stations are at work in Version3 unadjusted data currently. A hundred years back, in 1919, there are only 997 stations that are complete sets, meaning, not estimated measurements, only a percentage of those stations actually have the "full data set" claiming that it is the warmest year ever.

On the other hand, only 174 stations were present in the 1880s, and these gauges claim that the temperature has risen this much since 1880. So, the question is, how did they derive those numbers without a complete data set? Does that mean that their claims are based purely on estimates?

NASA GISS Surface Station Temperature Trends Based On Sheer Guess Work, Made-Up Data, Says Japanese Climate Expert

By P Gosselin on 16. July 2019

NoTricksZone

Surface station datasets full of gigantic voids

When we look at [NASA GISS's site here](#), we can see how many surface stations have data going back to earlier years. Today we see that **2089 stations are at work** in Version 3 unadjusted data.

Yet, when we go back 100 years (to 1919), we see only 997 of these surface stations have Version 3 unadjusted data that is complete:

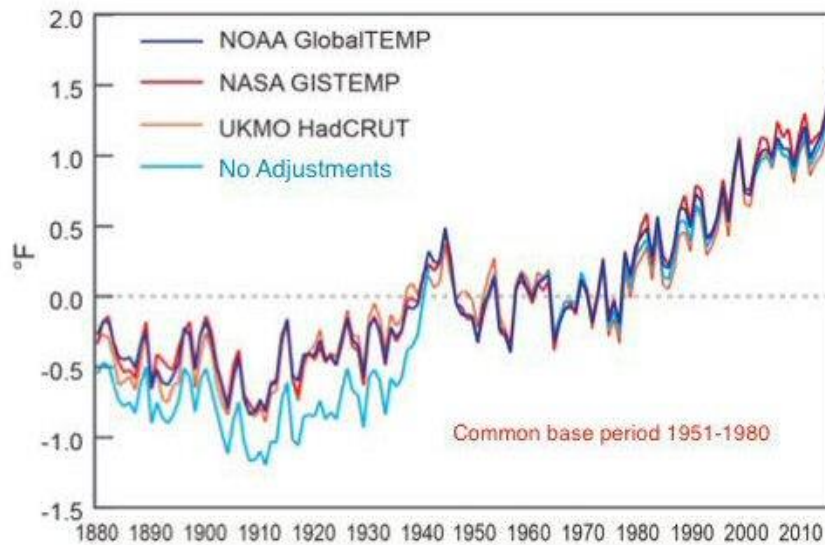


The manipulation of data by making the past cooler in order to achieve a warmer and linear trend is rampant today, because that is the only way for NOAA to say that the world is warming. But, when you look closely at the data, this is very much in question.

These thermometer datasets will continue to influence the global corporate media to scream that it is the hottest year ever. They will still tell you that next year is going to be the hottest ever, even if global temperatures will drop.



Comparisons with other indices



Japanese expert, Dr. Mototaka Nakamura, also said that global temperature trends since the start of the Industrial Revolution presented by NASA GISS are “fraught with huge uncertainty”. He added that they cannot make any meaningful differences for periods up to 1980.

This means that the 1980s are truly the starting point of when we had reliable data, to start mapping out the globe, and be able to pinpoint that it is warming here, there or everywhere.

NASA GISS Surface Station Temperature Trends Based On Sheer Guess Work, Made-Up Data, Says Japanese Climate Expert

By P Gosselin on 16. July 2019

NoTricksZone

Japanese expert: data of “no scientific value”

This tells us that global temperature trends since the start of the Industrial Revolutions presented by NASA are fraught with huge uncertainty.

“This is nothing new,” says Japanese climate expert [Dr. Mototaka Nakamura](#) in an email to NTZ. “We simply did not have many observing stations in the 1800s and early 1900s. They can produce ‘new data sets’ and claim that they have ‘better data sets’ all day long, but they just can’t make any meaningful difference for periods up to 1980.”

I highly encourage you to look at how many stations that are currently in operation in Africa, and the locations of where they derived the last two years of “record heat”, because there are no stations there. They have actually been caught red-handed; NOAA has been fudging temperature data because there are no temperature stations where record temperatures were measured.



[giss.nasa.gov/gistemp/station_data_v3/ ...](https://giss.nasa.gov/gistemp/station_data_v3/)

Moreover, Nigel Farage is criticizing Prince Charles again for saying 10 years ago that polar ice caps would disappear in seven years, that was 3 years ago, yet we still have ice.

This was 24 hours after slamming ‘woke’ Prince Harry and Meghan, who are only going to have two children because they want to save the planet. More importantly, what happened to what Prince Charles said 10 years ago that the polar icecaps would disappear?

Nigel Farage blasts Prince Charles for his eco campaigns AGAIN, saying: 'Ten years ago he told us the polar ice cap would disappear in seven years!' – a day after furore over his criticism of 'woke' Prince Harry and Meghan Markle

He said: 'He came to the European Parliament ten years ago to tell us within seven years the polar ice cap would disappear completely. At the end of his speech, I refused to stand, I just sat there like that.'



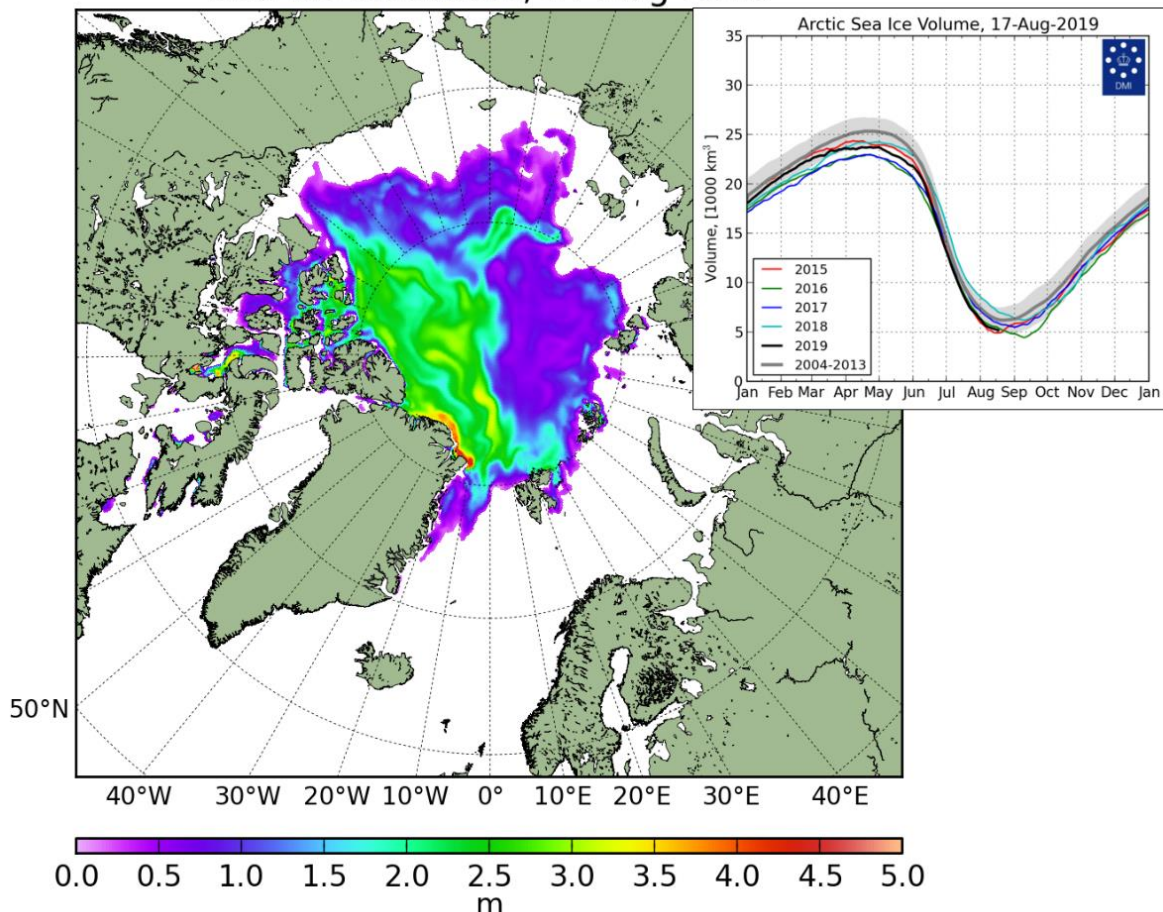
Nigel Farage criticises Prince Charles AGAIN, saying '10 years ago he told us polar ice cap would disappear in seven years' - 24 hours after slamming 'Prince of wokeness' Harry and Meghan Markle

13/08/19 13:34

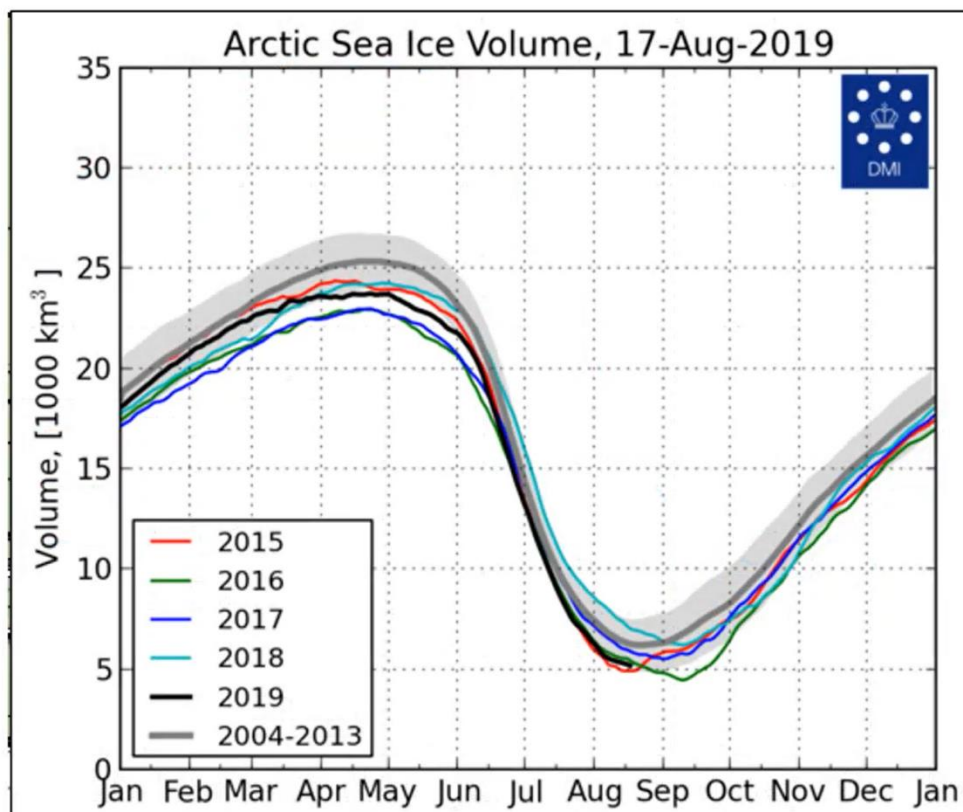
The Brexit Party leader has doubled down and mocked the Prince of Wales, who he calls 'Charlie boy', for telling a 2008 EU summit that the North Polar ice cap could disappear by 2015.

If you ask me, this map below shows a lot of ice in the Arctic during Summer. For those of you in the United States who are trying to convert to metrics, that yellow is around 10-foot thick, the green is 7-foot thick, and the purple is 1 or 2-foot thick, approximately. No ice?

Sea Ice Thickness, 17-Aug-2019



Looking at this linear trend graph of 2019 is it the lowest ever? Did you also notice how the corporate media always forgoes talking about January, February and March? That is because if you look at the black line, that is 2019, it is far above the other years. This is why corporate news outlets did not want to talk about these periods of time, because 2019 ice will surpass 5 other years on this chart, and they cannot convince people to give their money for a global tax.



But be mindful of all the events around you, volcanic eruptions are really starting to tick off globally spewing more ash and aerosol in the air and Harvard is talking about geoengineering, dimming the Sun, etc.



We are really getting into some sort of a Twilight Zone episode due to this Grand Solar Minimum. In my opinion you will really learn how to grow some of your own food.

Thanks for reading, I hope you got something out of the article. If you would like more content like this, I produce the tri-weekly Mini Ice Age Conversations podcast, 30 minutes of in-depth analysis on the GSM you can take on the go, throughout your day.

Mini Ice Age Conversations Podcast

iTunes: <https://itunes.apple.com/us/podcast/a...>

Soundcloud: <https://soundcloud.com/adapt-2030>

Libsyn: <http://adapt2030.libsyn.com/>

MIAC #222 Cosmic Radiation Management and Wireless Energy

<http://adapt2030.libsyn.com/miac-222...>

Climate Revolution is a 'must read' for the understanding of our Sun driven climate as we progress deeper into the new Eddy Grand Solar Minimum. Weather extremes leading to Global food scarcity and high food prices are here now, and this book describes the expected changes, how to survive & thrive during future challenging times, with practical preparations.

NEW ADAPT 2030 Climate Revolution

<https://payhip.com/b/3sVi/af5d15cc7ddd65e>

Support ADAPT 2030 by Visiting Our Sponsors

My Patriot Supply

2-Week Food Supply 92 servings

www.preparewithadapt2030.com

True Leaf Market Organic & Heirloom Seeds

[ADAPT 2030 True Leaf Market Link](#)

ADAPT 2030 Amazon Grand Solar Minimum Book Store

<https://amzn.to/36DC0dL>

ADAPT 2030 Patreon www.patreon.com/adapt2030

ADAPT 2030 Subscribe Star www.subscribestar.com/adapt-2030

For the ADAPT 2030 Grand Solar Minimum newsletter jump over to oilseedcrops.org where you can enter your email and sign up. Move your mouse around for about 10 seconds and this box will pop up.

Join ADAPT 2030 NEWSLETTER <http://www.oilseedcrops.org>

Grand Solar Minimum Climate Updates

Our Sun is repeating a 400 year cycle which will effect global crop yields. Food prices will increase everywhere on this planet.

Sign up now to understand how the Grand Solar Minimum will affect your life as it intensifies from this point forward?

Enter your email address here...

SUBSCRIBE

Mini Ice Age Conversations

United States Aug 22 11:17 AM

*** Today's Story Links ***

Sorry Global Warming Alarmists, The Earth Is Cooling

https://www.forbes.com/sites/peterferrara/2012/05/31/sorry-global-warming-alarmists-the-earth-is-cooling/?fbclid=IwAR3_OiDCStG1V4GDaYittzs1co9680jOVIYW0AiBGe-tsNLzSKj09mPIJoE#7b00db853de0

NASA GISS Surface Station Temperature Trends Based On Sheer Guess Work, Made-Up Data, Says Japanese Climate Expert

<https://notrickszone.com/2019/07/16/nasa-giss-surface-station-temperature-trends-based-on-sheer-guess-work-made-up-data-says-japanese-climate-expert/>

Nigel Farage Mocks Prince Charles – 10 Years Ago He Warned That Polar Ice Caps Would Melt in 7 years

<https://www.iceagenow.info/nigel-farage-mocks-prince-charles-10-years-ago-he-warned-that-polar-ice-caps-would-melt-in-7-years/>

<https://distincttoday.net/2019/08/13/nigel-farage-criticises-prince-charles-again-and-refuses-to-back-down-in-royal-row/>

<https://www.dailymail.co.uk/news/article-7351513/Dozens-supporters-Nigel-Farage-Royal-Family-comments.html>

DMI Polar Ice Updates Aug 2019

http://ocean.dmi.dk/arctic/icethickness/images/FullSize_CICE_combine_t_hick_SM_EN_20190817.png

Adjusted Global Temperatures

<http://www.realclimate.org/images//GISS-adjustments.jpg>

*** ADAPT 2030 Social Media Links ***

YOUTUBE [ADAPT 2030 Mini Ice Age 2015–2035 Series on YouTube](#)

BITCHUTE <https://www.bitchute.com/hashtag/adapt2030/>

BRIGHTTEON <https://www.brighteon.com/channel/adapt2030>

STEEM <https://steemit.com/@adapt2030>

MINDS <https://www.minds.com/ADAPT2030>

MEDIUM <https://medium.com/@globalcooling>

FB <https://www.facebook.com/Miniiceage>

TWITTER <https://twitter.com/adapt2030>

GAB <https://gab.ai/ADAPT2030>