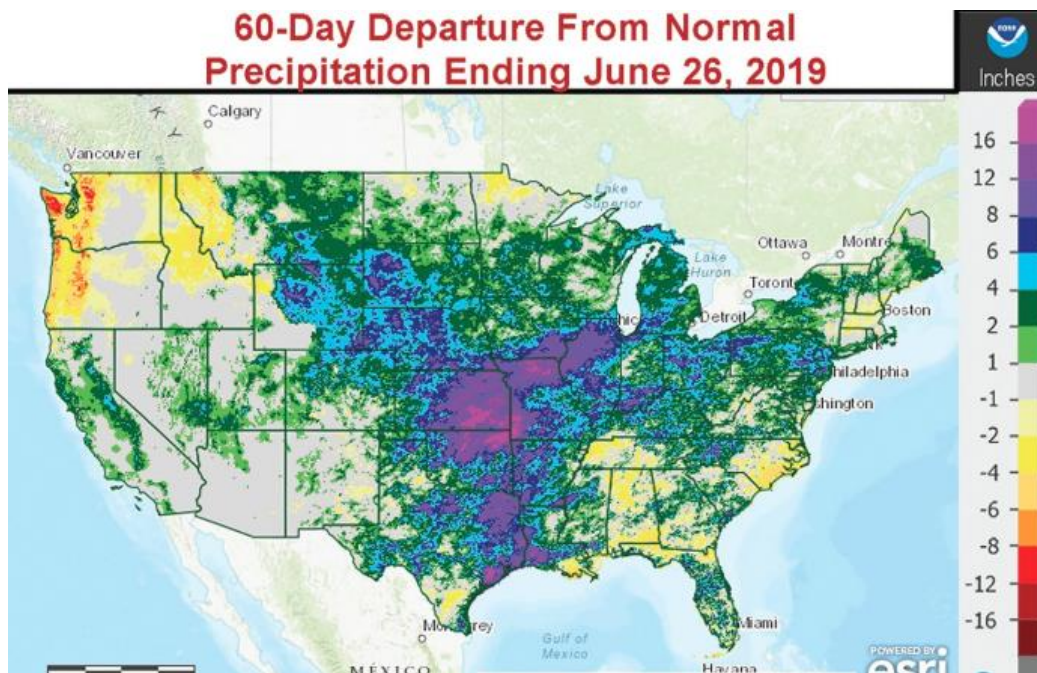


Pastries For China Corn Substitution Frenzy

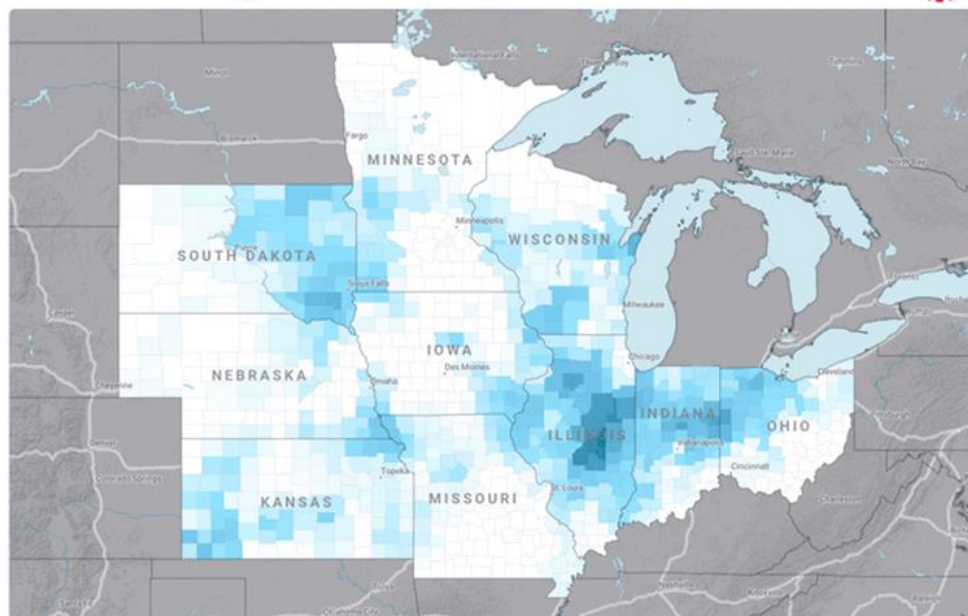


This map on “60-Day departure from normal precipitation ending June 26, 2019” is a good indication of where the crops are having much difficulty getting started after they were planted, meaning low yields at harvest.



Since more floods have compounded on top of massive floods, check out the corn acreage loss risk map. The blue areas in the chart are the dominant corn producing states, and the blue color means losses.

Corn Acreage Loss Risk



No data 0 2.5 5 7.5 10 12.5 15 17.5 20
 Source: SMOS, TRMM, USDA NASS Crops, Gro Intelligence www.gro-intelligence.com

The USDA needs to update the June figures they erroneously put out. I believe that this updated report is going to rattle the market, and we are going to see further increases in corn prices, because they really dropped the ball so badly on the last corn report.

ZeroHedge Sun, 06/16/2019

"It's Going To Be A Train Wreck": Farmers Say Corn Crop Far Worse Than USDA Estimates

Big Cut

USDA's 10-point cut in corn yield estimate ranks fourth highest in 20 years



Amount of cut in bushels per acre

Source: Bloomberg data

Farmers, as well as the media called them out so heavily, so they had to resurvey 12 different corn growing states, so expect massive changes at harvest season, and if you have not been following flood reports, that is a turtle in the corn field.



Peter Bergkamp
@pbergkamp791



Accurate picture of how the spring of 2019 has been so far.
(Yes, that is a turtle swimming in the corn)



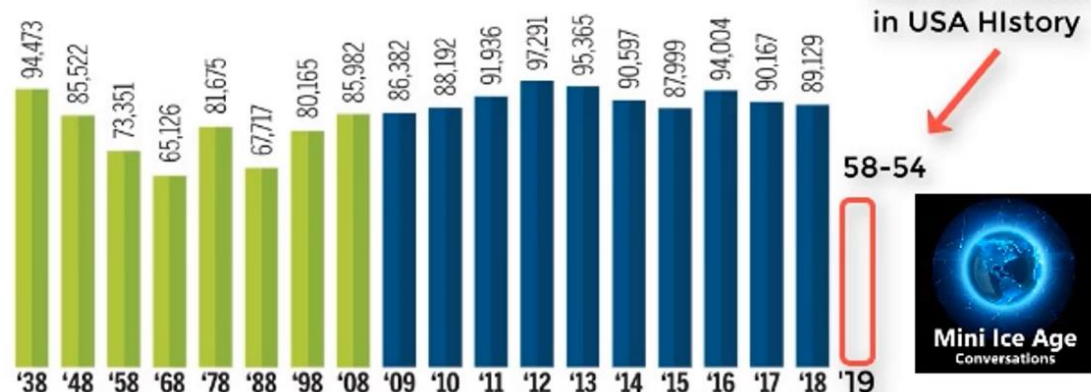
3,754 2:54 AM - Jun 24, 2019

I hope that these same people at the USDA will give us accurate data this time, and Im realizing that this agency is nothing more than a mechanism to control market prices, not giving real data.

U.S. Corn Acres Planted

1938 - 2018

(1,000 acre)



Source : USDA, NASS, Crop Production 2018 Summary,

Even before this corn data was released, grain elevators, feed mills and ethanol plants are already offering premiums for corn. Many farmers are now trying to get their storage facilities ready and are struggling to plant their crops. When this new USDA report is finally released next week, if accurate, it is going to shake the foundation of agricultural pricing.

Cash for Corn

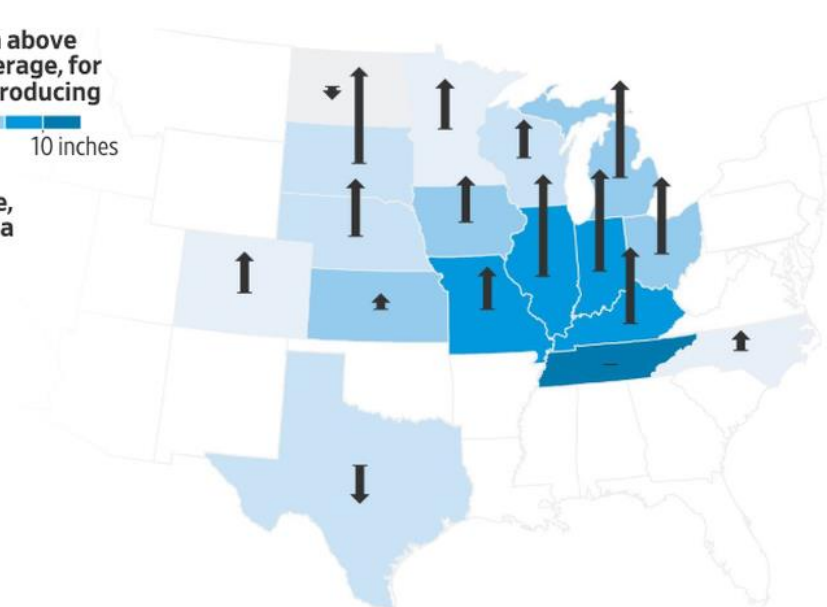
Grain elevators, feed mills and ethanol plants are offering higher premiums for corn in some of the states where farmers have struggled to plant crops due to unrelenting spring rains.

Precipitation above historical average, for major corn-producing states*

0 5 10 inches

Corn bid price, change from a year earlier†

-10 20 40¢



*Precipitation for first six months of 2019, above the 1900-2000 average for the period

†July 10 average price, from a sample of locations within each

Sources: NOAA (precipitation); Dow Jones Newswires (bid price)

To put this in perspective, even before the price rises, US cows and pigs are gorging on bakery rolls and pet food as corn substitutes, because corn prices are surging pre-USDA pricing adjusted report.

Jim Heimerl, an Ohio farmer who sells 700,000 pigs a year, swapped dry corn for pet food; and then in Minnesota, they are using recycled bakery by-products like bread, cakes and candies to supply 10% of the hogs' rations. So, as you can see, there is a frenzy substitution going on, and this should be a new opportunity for you.

U.S. cows and pigs gorge on bakery rolls, pet food as corn prices surge

CAKES AND CANDIES, ANYONE?

Ohio farmer Jim Heimerl, who sells 700,000 pigs a year, swapped out corn for dry pet food, which he acquires through a broker and can be outdated or mislabeled. Heimerl is also feeding his hogs more wheat middlings, which are a byproduct of the flour milling process.

In Minnesota, farmer Randy Spronk is using recycled bakery byproducts such as breads, cakes and candies for 10% of his hogs' rations to reduce his need for corn.

Can you substitute something in the food supply chain, as this corn prices go vertical with the new USDA reports? How can you help the farmers be more efficient in feeding their animals?



ZeroHedge also released this story, "We're already starting to ration our corn - Perfect storm could send spot prices higher." Talks about US farmers looking elsewhere for low-cost substitutes were also reported.

 ZeroHedge Sun, 08/04/2019

"We're Already Starting To Ration Our Corn" - Perfect Storm Could Send Spot Prices Higher

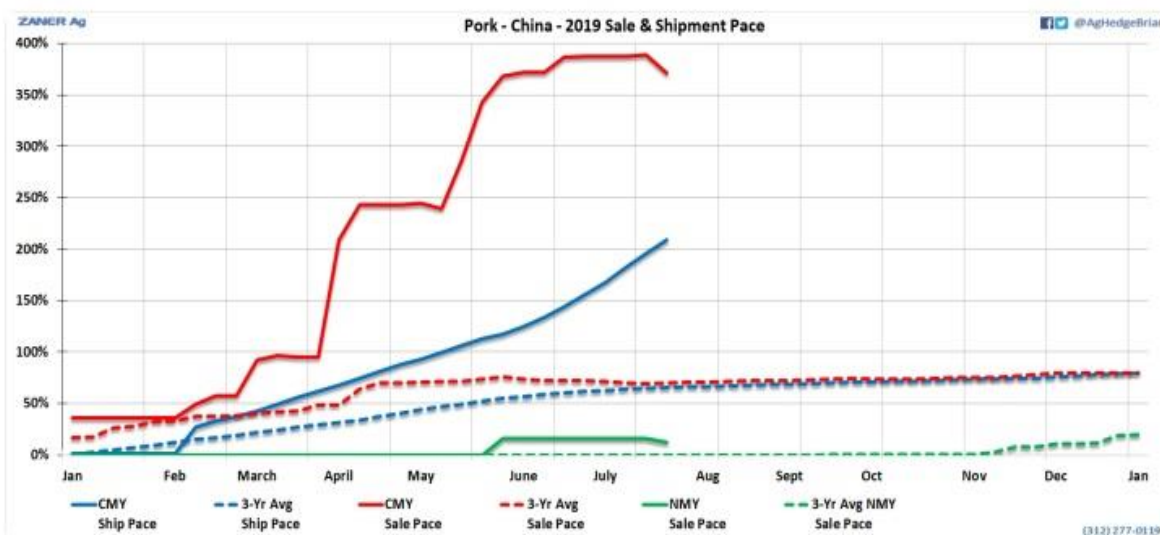
Corn is extensively used to feed livestock, but the surge in spot prices has [forced US farmers to search elsewhere for low-cost substitutes](#), reported Reuters.



Do not forget that America is not the only place having difficulty this year, China has lost 35% of its corn output due to the Spring Army Worm. Then they had this saber-rattling about 'no more agricultural trade', blah, blah, blah and then the very next hour, they informed the media that trade deals are back on again.

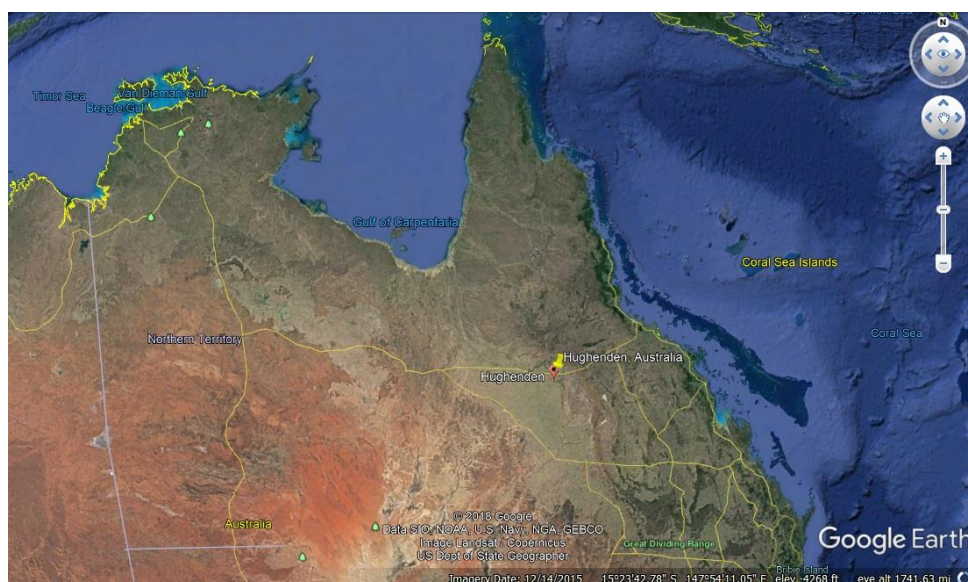
**WHENEVER THERES A BIG STORY IN
THE MEDIA,
LOOK FOR THE STORY THEY'RE
TRYING TO DISTRACT YOU FROM.**

This is a perfect example of distraction. Half the world heard news about China cutting all agricultural imports from the United States, but probably did not get the follow-up articles, so when you talk to them after 6 months they will say, “Prices are up because China is doing something with America’s agriculture.” They did not get the memo that the trade deals were on, 12 hours after they announced that the trade was off.



Anyway, look at the sale and shipment of pork to China. The dashed red line is the 3-year average, and the solid red line is where China is in 2019. They are almost 4 times above the average. Swine flu decimated their pork production, yet they are trying to play games stating they do not need US food. Army worms ravaged crops in China on top of that, so they are looking at 35% loss of the country’s corn crop this year.

Wherever you look, there are distractions, then again why China is looking for other areas to produce food. China is trying to start cattle ranching in the drought area of the Northern Queensland with 50,000 cattle.



Chinese investors back major new meatworks for north Queensland



"Importantly this new project will provide the opportunity to expand, develop further export channels, and grow the domestic supply chain for Queensland beef into China."

Chief executive of CNVM Investments, Miao Wang, said the success of the meatworks could lead to greater Chinese investment in the future.

Especially on the west down to the edge of the area circled on the map. That is going to come right to the river basins that will begin to fill.

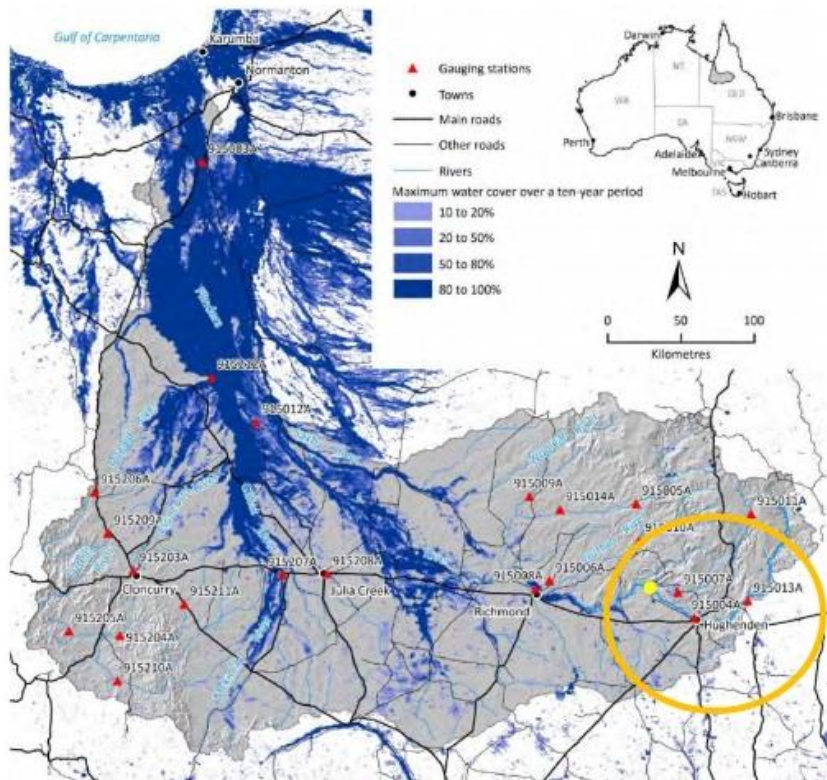


Figure 6 Flood inundation map of Flinders catchment

Source: CSIRO (2013)

There have been so many questions regarding shifting rain patterns, how could they even know, or how could they even anticipate that these dry lake areas that are in drought are going to fill again? To answer those questions, let me take you to my new report, “Winter is Coming.” I had this as a slide, “How the Indonesian & the Northern Australian Intertropical Convergence Zone pattern shifts during a Grand Solar Minimum, bringing more rainfall.” Who would have known that, except for people who study cycles?

How Indonesia & Northern Australia are affected by the shift in the ICTZ and moisture patterns in a Grand Solar Minimum.

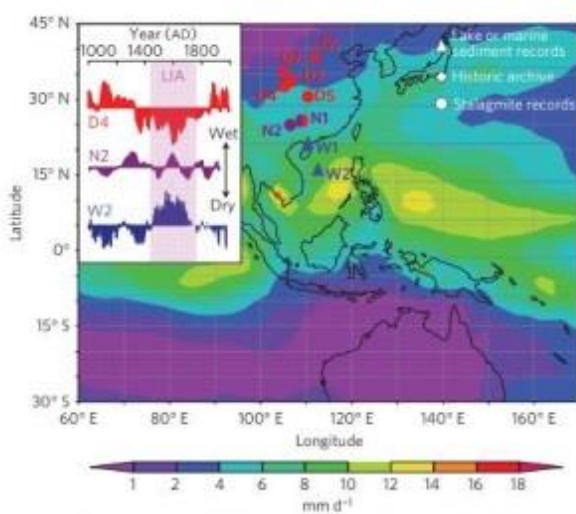


Figure 1 | Pattern of rainfall within the EASM region during the LIA.
The colour shading on the map indicates summer mean precipitation (from June to October) in the EASM area as derived from NCEP reanalysis2 from

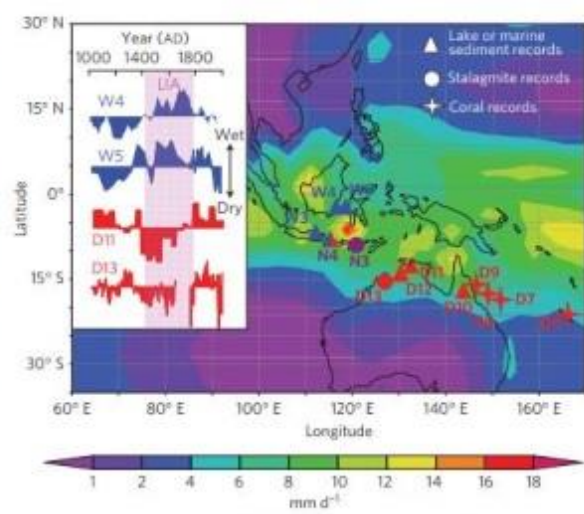


Figure 2 | Pattern of rainfall within the ASM region during the LIA.
The colour shading on the map indicates summer mean precipitation (from December to February) in the ASM area derived from NCEP reanalysis2

“Winter is Coming Cycles of Change” Presentation: A comprehensive PDF slide presentation with accompanying MP3 narration of the slides by David DuByne, author of *Climate Revolution*. Over an hour of detailed explanation and documentation of the rapidly approaching periods of life-changing cold we will soon experience and how it will reduce global crop yields leading to a prolonged economic contraction.

ADAPT 2030 Cycles of Change Presentation <https://payhip.com/b/6q4S>



Thanks for reading, I hope you got something out of the article. If you would like more content like this, I produce the tri-weekly Mini Ice Age Conversations podcast, 30 minutes of in-depth analysis on the GSM you can take on the go through out your day.

Mini Ice Age Conversations Podcast

iTunes: <https://itunes.apple.com/us/podcast/a...>

Soundcloud: <https://soundcloud.com/adapt-2030>

Libsyn: <http://adapt2030.libsyn.com/>

MIAC #218 Acceleration of Somethings not Right Feeling Globally

<http://adapt2030.libsyn.com/miac-218...>

David DuByne's new book Climate Revolution is a 'must read' for the understanding of our Sun driven climate as we progress deeper into the new Eddy Grand Solar Minimum. Weather extremes leading to Global food scarcity and high food prices are here now, and this book describes the expected changes, how to survive & thrive during future challenging times with practical preparations.

NEW ADAPT 2030 Climate Revolution Book

<https://payhip.com/b/3sVi/af5d15cc7ddd65e>

Support ADAPT 2030 by Visiting Our Sponsors

My Patriot Supply
2-Week Food Supply 92 servings
www.preparewithadapt2030.com

True Leaf Market Organic & Heirloom Seeds
[ADAPT 2030 True Leaf Market Link](#)

ADAPT 2030 Amazon Grand Solar Minimum Book Store
<https://www.amazon.com/shop/adapt2030>

ADAPT 2030 Patreon www.patreon.com/adapt2030

ADAPT 2030 Subscribe Star www.subscribestar.com/adapt-2030

For the ADAPT 2030 Grand Solar Minimum newsletter jump over to Oilseedcrops.org where you can enter your email and sign up. Move your mouse around for about 10 seconds and this box will pop up.

Join ADAPT 2030 NEWSLETTER <http://www.oilseedcrops.org>

Grand Solar Minimum Climate Updates

Our Sun is repeating a 400 year cycle which will effect global crop yields. Food prices will increase everywhere on this planet.

Sign up now to understand how the Grand Solar Minimum will affect your life as it intensifies from this point forward?

Enter your email address here...

SUBSCRIBE

Mini Ice Age
Conversations

*** Today's Story Links ***

"We're Already Starting To Ration Our Corn" — Perfect Storm Could Send Spot Prices Higher

<https://www.zerohedge.com/news/2019-08-03/were-already-starting-ration-our-corn-perfect-storm-could-send-spot-prices-higher>

U.S. cows and pigs gorge on bakery rolls, pet food as corn prices surge

<https://www.reuters.com/article/us-usa-livestock-diets/u-s-cows-and-pigs-gorge-on-bakery-rolls-pet-food-as-corn-prices-surge-idUSKCN1US23Z>

Departure from normal rainfall USA

https://www.zerohedge.com/s3/files/inline-images/2019-08-03_15-18-49.png?itok=xF0lnwDZ

"It's Going To Be A Train Wreck": Farmers Say Corn Crop Far Worse Than USDA Estimates

<https://www.zerohedge.com/news/2019-06-15/its-going-be-train-wreck-farmers-say-corn-crop-far-worse-usda-estimates>

<https://www.bloomberg.com/news/articles/2019-06-14/corn-train-wreck-may-be-worse-than-forecast-u-s-farmers-warn>

China corn spot prices

<http://sunsirs.com/uk/prodetail-274.html>

*** ADAPT 2030 Social Media Links ***

YOUTUBE [ADAPT 2030 Mini Ice Age 2015–2035 Series on YouTube](#)

BITCHUTE <https://www.bitchute.com/hashtag/adapt2030/>

BRIGHTON <https://www.brighton.com/channel/adapt2030>

STEEM <https://steemit.com/@adapt2030>

MINDS <https://www.minds.com/ADAPT2030>

MEDIUM <https://medium.com/@globalcooling>

FB <https://www.facebook.com/Miniiceage>

TWITTER <https://twitter.com/adapt2030>

GAB <https://gab.ai/ADAPT2030>