

Climate Sensationalism in a Chilly Baking World



Usually, *The Big Wobble* focuses on heat, but I give them credit for sharing fair information about the heat wave that swept Europe and including in this story stoppage of the Tour de France because of snow. This summer snow dump was accompanied by a massive drop of temperature in 24 hours, which created incredibly violent weather.

The Big Wobble

Saturday, 27 July 2019

“Absolutely incredible!” Hundreds of locations across Europe smashed all-time hot weather records by an impressive margin: Tour de France stopped by snow!

Yesterday as temperatures in parts of France hit 42 deg C, (107 deg F) the iconic Tour De France was postponed due to snow, hailstorm and a mudslide in the French Alps.



That event forcibly stopped Tour de France Stage 19. Seven different links can be found on Robert Felix's site if you want to check some of the images.

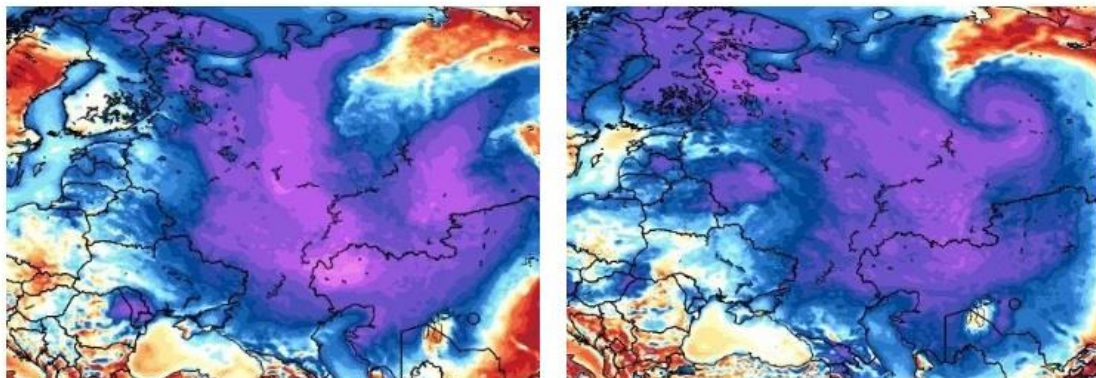
Snow in France forces cancellation of one of the biggest sport events in the world
July 29, 2019 by Robert



"Violent Weather Forces Early Halt to Tour de France Stage 19," reads the headline. At the end of July!

Meanwhile, amidst all the talk about record heat, a massive cold front swept down through Europe August 1-4th. Did you hear about those cold temperatures?

GFS TEMPERATURE ANOMALY (C) — AUG 01 and AUG 02



There is another thing that the corporate media seems to overlook, especially when talking about England. If we go back to 1868, particularly the temperature in July 22nd, 1868, it was warmer than the temperature last week in England, now UK. It really is interesting how these facts get missed, just to push a specific narrative.



Climate Realists @ClimateRealists · 19h

A follow up to @Harry_Hardrada post twitter.com/harry_hardrada... If London had the following FIVE MONTH temperatures in 2019 instead of 1868 (151 years ago) "Extinction Rebellion" would be flying drones at Heathrow, Gatwick and Stansted .. education, education, education.

GREENWICH		1868		TEMPERATURE				
Month	Mean	Diff. from average	Mean max.	Diff. from average	Mean min.	Diff. from average	Highest maximum Date	Temp.
	°F	degF	°F	degF	°F	degF		°F
JAN	37.1	-2.7	41.4	-2.9	32.8	-2.6	14, 17	51.9
FEB	43.3	+3.0	49.9	+4.4	36.8	+1.9	25th	61.7
MAR	44.9	+1.2	52.9	+1.9	36.8	+0.3	27th	58.5
APR	49.5	+1.4	58.8	+2.6	40.1	0.0	30th	68.9
MAY	58.3	+4.4	70.5	+7.6	46.1	+1.3	19th	87.0
JUNE	63.5	+3.6	76.3	+7.2	50.8	+0.2	20, 27	88.0
JULY	68.9	+5.2	82.0	+9.1	55.7	+1.1	22nd	96.6
AUG	65.1	+2.1	75.1	+3.0	55.0	+1.0	5th	90.5
SEPT	61.4	+2.8	71.7	+5.0	51.1	+0.6	7th	92.1
OCT	48.3	-2.8	56.5	-1.2	40.1	-4.2	12th	66.0
NOV	41.5	-2.8	46.9	-2.5	36.1	-3.1	1st	57.1
DEC	45.8	+5.4	50.5	+5.8	41.1	+5.0	6th	57.8
YEAR	52.3	+1.7	61.1	+3.4	43.5	+0.1	July 22	96.6

Case in point, Joe Crain from *WICS TV* in Springfield, Illinois was fired for calling out the network for using 'Code Red' too much. He argued that people were becoming too desensitized to it, so that when real emergencies come, people would think it is 'just' another 'Code Red'. He said in addition that there is a need for more diligence when using such warnings and was promptly fired.



So, how many people are out there that believe in different causations for our changing climate but are too scared to share on air because they will be fired, or have already been fired? This is why the consolidation of chosen narratives are parroted, and those who parrot stay on air.

Veteran meteorologist 'let go' from job after objecting to station's 'Code Red' weather alerts

YAHOO!

A storm is brewing in Illinois after a local television station fired its popular meteorologist, Joe Crain.

The 15-year veteran of WICS-TV in Springfield, Ill., "was let go" from his job on Thursday, a spokesman for Sinclair Broadcasting Group, which owns the station, confirmed to the *State Journal-Register*.

Crain went off-script during a June 5 broadcast and expressed his disapproval of "Code Red" alerts, which the station implemented to give viewers an update on the possibility of severe weather.

I am glad that a lot of people are coming out to support Joe, like this comment: "The alerts aren't to warn us but to get ratings." I believe it is true, the mainstream media newspaper sales are declining, while the alternative media is becoming more popular; this is why legacy media is out there clawing for clicks.



Kim Gordon
@kimsgordon

Follow

Hey @JoeCrain I am sure I am one of many that stand behind you. The alerts aren't to warn us but to get ratings #corporateBS #thankyounext

9:53 AM - 13 Jun 2019

Because these warnings are now overused, people are starting to ignore them or take them for granted, and if you read through the comments that are linked on Twitter, people with the same mind frame are calling it: 'sensationalist weather forecasts just for ratings or clicks.'

There were, however, a handful of others who were so cynical rejoicing in Joe Crain's dismissal, even if he was just trying to warn people in earnest, to keep them safe. This is the world we live in today.



Miss Lee
@GenX2015

Follow

[@JoeCrain](#) Thank you for your courage. Hubby and I are sick of the sensationalist weather forecasts just for ratings. People learn to take them with a grain of salt, the danger being that they're desensitized and thus ignore warnings when something bad really IS happening.

9:17 AM - 13 Jun 2019

Jesse sent me tip about this: "July 29th is statistically the hottest, driest in Seattle."

July 29 is statistically the hottest, driest day in Seattle



Statistically speaking, July 29 is the hottest and driest day of the year in Seattle, according to decades worth of data.

July 29 is a special day for summer statistics. It is known as the driest and warmest day of the year.

On this day back in 2009, SeaTac recorded its warmest temperature ever when the high topped 103 degrees. [The other 100-degree day was July 20, 1994.](#)

Today's forecast calls for sunshine, no rain, and [highs in the upper 70s to lower 80s.](#)

ON THIS DAY IN SEATTLE



JULY 29th, 2009
HOTTEST DAY
EVER RECORDED
103°



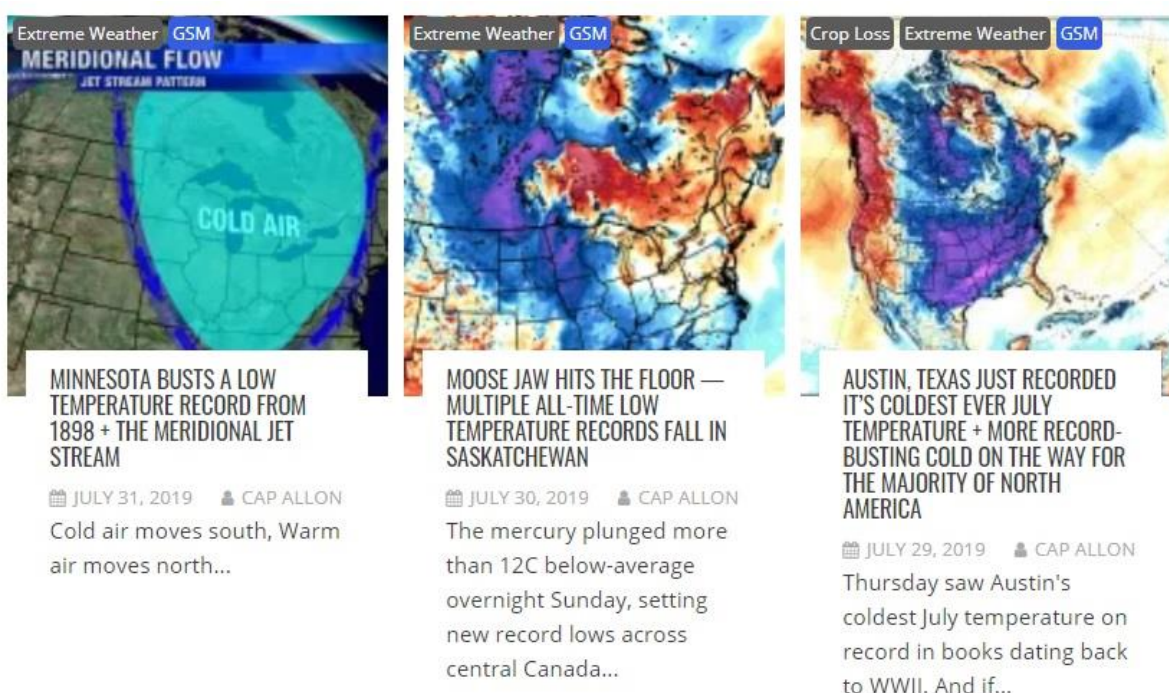
July 29 is statistically the hottest, driest day in Seattle

Statistically speaking, July 29 is the hottest and driest day of the year in Seattle, according to decades of data.

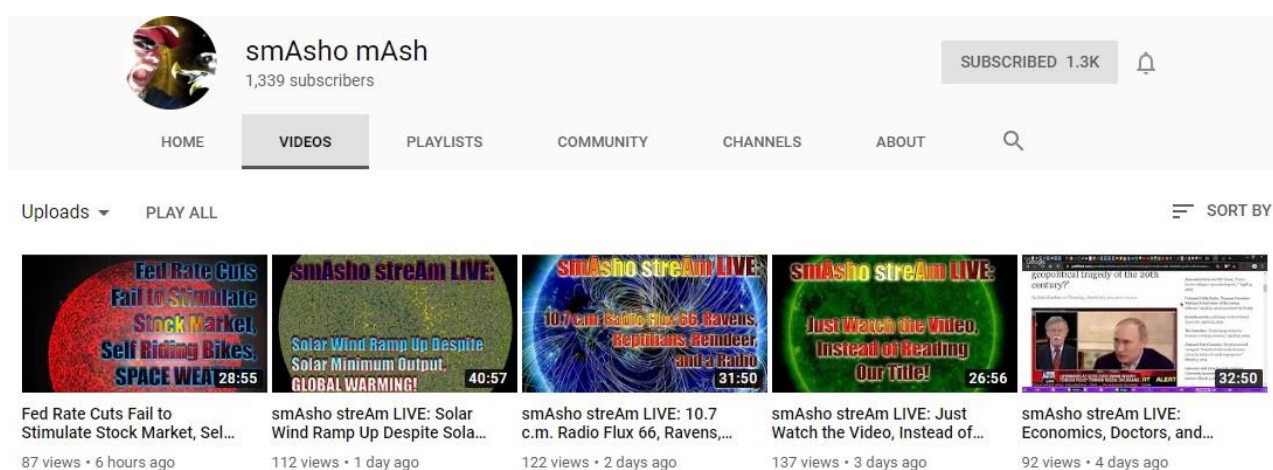
I read through the article, and another interesting fact in this story was the hottest day ever recorded had a temperature of 103° Fahrenheit in 2009, and the only other time it topped 100° Fahrenheit was in 1994. Remember that it has been told in the media, for at least 25 or 30 years now, that it is going to get successively hotter.

Now, the inverse seems to be happening, and the temperature is backtracking. These are just some recent rundown stories from *Electroverse*: Minnesota busts a temperature record from 1898. This was discussed in my last article of in-depth reviews of several other cold records smashed across the United States, Austin, Texas, and in so many other places in Texas.

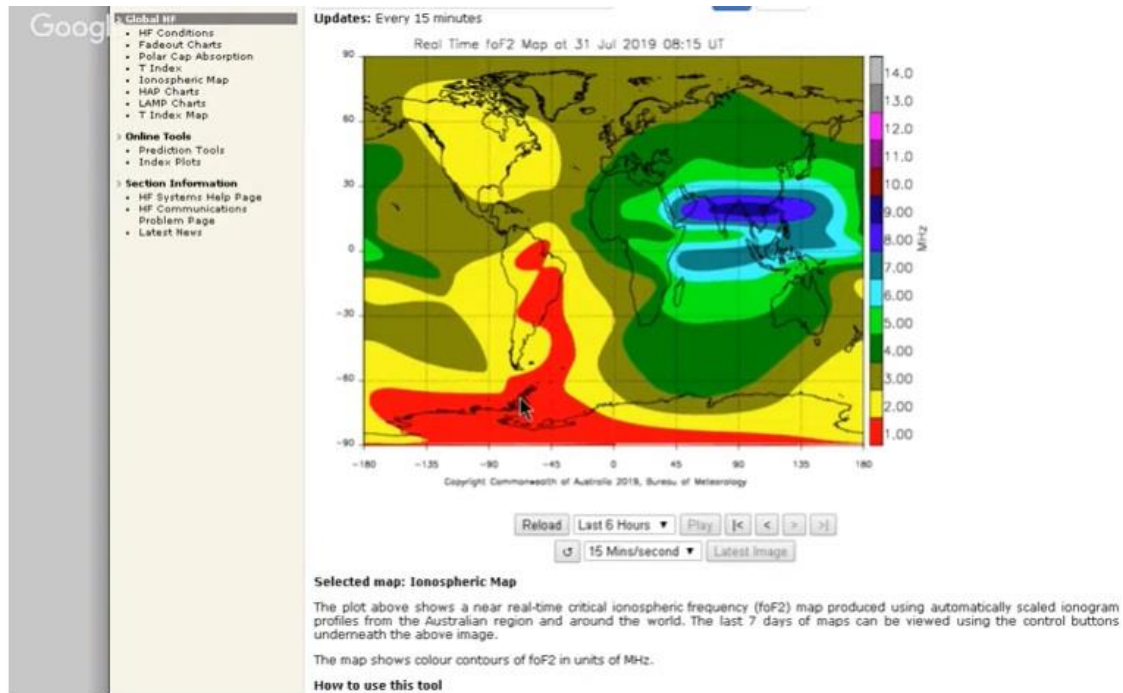
Moose Jaw; multiple all-time record temperatures fall, in Saskatchewan, Canada. I brought up these news clips to try to balance the news, because as you can notice, coverage has been so warming-centric. A thousand news article about the heat can be easily found on the web, while you need to scrape and dig to find anything about the cold in the same era.



So, you might want to visit *smAsho mAsh* channel for some space weather and climate analyses.

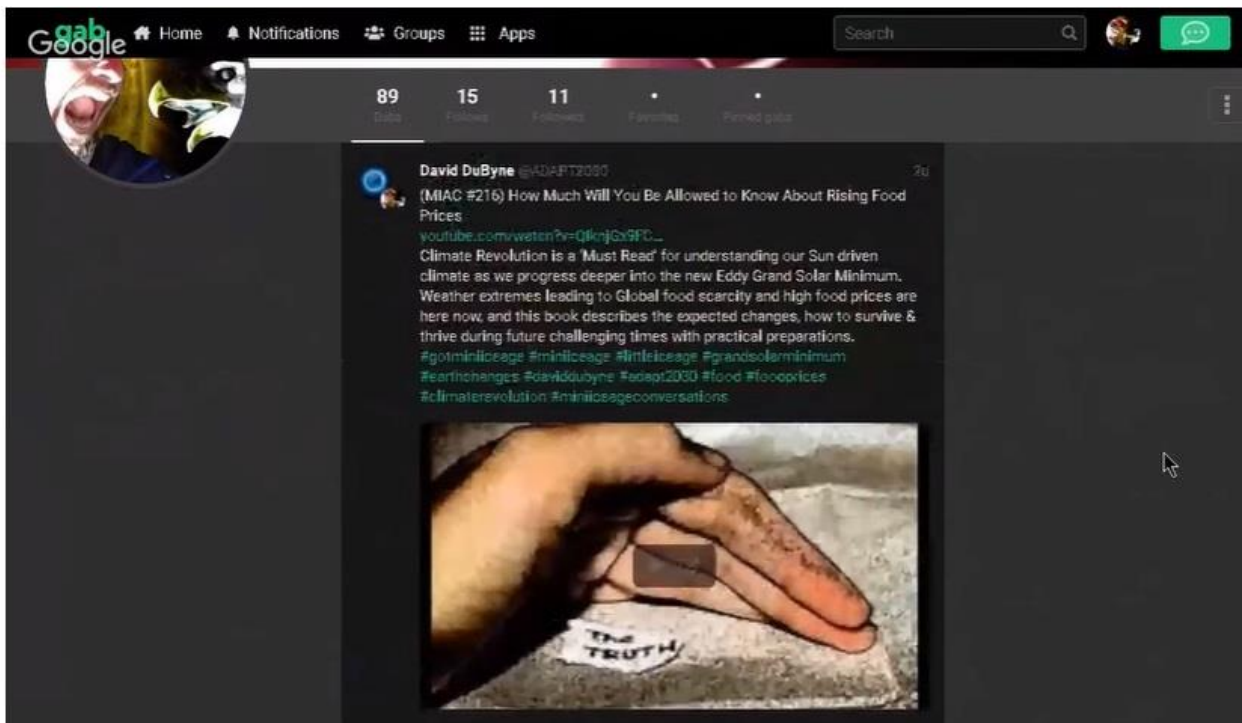


I particularly like the commentary on the ionosphere and the mapping of the discharge points.



smAsho streAm LIVE: Solar Wind Ramp Up Despite Solar Minimum Output, GLOBAL WARMING!

SmAsho mAsh giving a shout out and featured one of my posts on Gab.ai



smAsho streAm LIVE: Solar Wind Ramp Up Despite Solar Minimum Output, GLOBAL WARMING!

Thanks for reading, I hope you got something out of the article. If you would like more content like this, I produce the tri-weekly Mini Ice Age Conversations podcast, 30 minutes of in-depth analysis on the GSM you can take on the go through out your day.

Mini Ice Age Conversations Podcast

iTunes: <https://itunes.apple.com/us/podcast/a...>

Soundcloud: <https://soundcloud.com/adapt-2030>

Libsyn: <http://adapt2030.libsyn.com/>

MIAC #218 Acceleration of Somethings not Right Feeling Globally

<http://adapt2030.libsyn.com/miac-218...>

Climate Revolution is a 'must read' for the understanding of our Sun driven climate as we progress deeper into the new Eddy Grand Solar Minimum. Weather extremes leading to Global food scarcity and high food prices are here now, and this book describes the expected changes, how to survive & thrive during future challenging times with practical preparations.

NEW ADAPT 2030 Climate Revolution

<https://payhip.com/b/3sVi/af5d15cc7ddd65e>

Climate Revolution

The Grand Solar Minimum



Understand - Prepare - Adapt – Thrive

How the Sun will Affect Society, Economy and Food Prices

By David DuByne, Bill & Richard Porter

*****Support ADAPT 2030 by Visiting Our Sponsors*****

My Patriot Supply
2-Week Food Supply 92 servings
www.preparewithadapt2030.com

True Leaf Market Organic & Heirloom Seeds
[ADAPT 2030 True Leaf Market Link](#)

ADAPT 2030 Amazon Grand Solar Minimum Book Store
<https://www.amazon.com/shop/adapt2030>

ADAPT 2030 Patreon www.patreon.com/adapt2030

ADAPT 2030 Subscribe Star www.subscribestar.com/adapt-2030

For the ADAPT 2030 Grand Solar Minimum newsletter jump over to Oilseedcrops.org where you can enter your email and sign up. Move your mouse around for about 10 seconds and this box will pop up.

Join ADAPT 2030 NEWSLETTER <http://www.oilseedcrops.org>

Grand Solar Minimum Climate Updates

Our Sun is repeating a 400 year cycle which will effect global crop yields. Food prices will increase everywhere on this planet.

Sign up now to understand how the Grand Solar Minimum will affect your life as it intensifies from this point forward?

Enter your email address here...

SUBSCRIBE

Mini Ice Age
Conversations

*** Today's Story Links ***

July 29 is statistically the hottest, driest day in Seattle

<https://www.king5.com/article/weather/july-29-is-statistically-the-hottest-driest-day-in-seattle/281-b5fa18c7-1a53-4af3-8ebf-b9aa5339e490>

smAshomAsh space weather and climate updates

<https://www.youtube.com/user/smAshomAsh/videos>

Veteran meteorologist 'let go' from job after objecting to station's 'Code Red' weather alerts

<https://www.yahoo.com/entertainment/veteran-meteorologist-fired-after-objecting-to-stations-code-red-weather-alert-onair-220019708.html>

Absolutely incredible!" Hundreds of locations across Europe smashed all-time hot weather records by an impressive margin: Tour de France stopped by snow!

<http://www.thebigwobble.org/2019/07/absolutely-incredible-hundreds-of.html>

Snow in France forces cancellation of one of the biggest sport events in the world

<https://www.iceagenow.info/snow-in-france-forces-cancellation-of-one-of-the-biggest-sport-events-in-the-world/>

See several more videos:

<https://www.si.com/more-sports/2019/07/26/tour-de-france-stopped-hail-extreme-weather>

http://wdtprs.com/blog/2019/07/tour-talk-tdf2019-le_tour-stage-19-the-weather-wins/

<https://www.sbnation.com/2019/7/26/8931704/tour-de-france-snow-storm-neutralization-iseran>

*** ADAPT 2030 Social Media Links ***

YOUTUBE [ADAPT 2030 Mini Ice Age 2015–2035 Series on YouTube](#)

BITCHUTE <https://www.bitchute.com/hashtag/adapt2030/>

BRIGHTEON <https://www.brighteon.com/channel/adapt2030>

STEEM <https://steemit.com/@adapt2030>

MINDS <https://www.minds.com/ADAPT2030>

MEDIUM <https://medium.com/@globalcooling>

TWITTER <https://twitter.com/adapt2030>

GAB <https://gab.ai/ADAPT2030>