

Global Nothing as Record Cold & Snow Shocks Europeans



In an article from *BBC News*, the World Meteorological Organization (WMO) said that the physical and financial impacts of Global Warming are 'accelerating'. If the lexicons were flipped to the true threat it would read, "The physical and financial impacts of the Grand Solar Minimum are accelerating." In hindsight, if it was indeed Global Warming, it should not be only the 4th warmest year on record. These same experts promised us warmer and warmer temperatures every year, so why is the trend reversing?

BBC Paul Homewood News Sport Weather iPlayer Sounds

NEWS

Home UK World Business Politics Tech Science Health Family & Education

Science & Environment 28 March 2019

Climate change: Global impacts 'accelerating' - WMO

The World Meteorological Organization (WMO) says that the physical and financial impacts of global warming are accelerating.

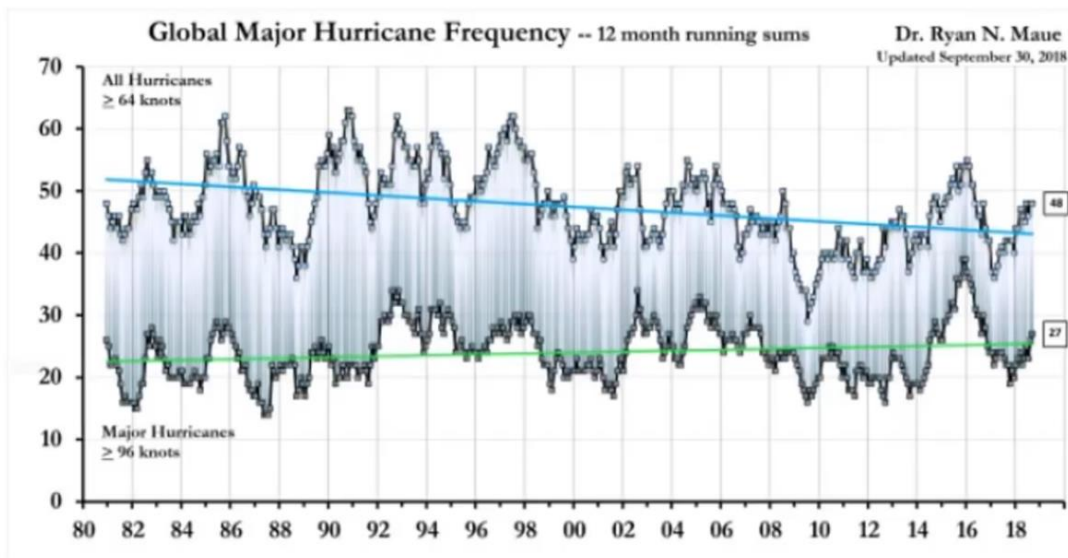
This year's [State of the Climate](#) report from the WMO is the 25th annual record of the climate.

When it first came out in 1993, carbon dioxide levels were at 357 parts per million (ppm) in the atmosphere. These have now risen to 405.5ppm and are expected to increase further.

This is having a significant impact on temperatures, with 2018 the [fourth warmest year on record](#), almost 1C above what they were in the period between 1850-1900.

The article also talked about hurricanes increasing in intensity because of Global Warming. I say, not really. The chart of Global Major Hurricane Frequency below can back-up my claim.

The WMO then goes on to pick out a couple of hurricanes, deliberately ignoring the fact that hurricane activity last year was pretty average:



<http://www.policlimate.com/tropical/>

So, taking that all into consideration, it has come down to this, the IPCC and their Global Warming advocacy is a shark without teeth. It is trying its best to be scary, the size is indeed scary, but the actual bite is puppy-ish.

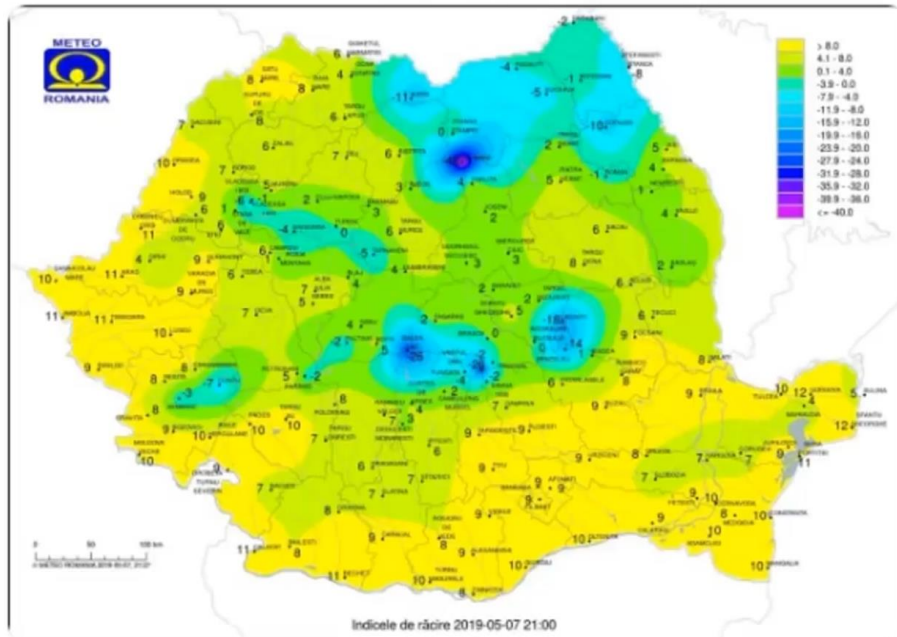


I am also wondering, how can -42 degrees Celsius below zero temperatures is experienced in Romania, during this so-called Global Warming era happen in late spring? I understand that Romania is in the mountains, but that type of temperature is usually a January temperature, not May.



severe-weather.EU @severeweatherEU · 2h

An incredible -42 °C windchill temperature in Calimani Mountains, Romania yesterday, May 7th. Report: Adrian Florinel Docuz



Also, look at these before and after images in Italy. That is literally feet of snow in May. Al Gore told us that snow would be a thing in the past, that our children would never know what snow was, yet here we are, 2 feet deep of something in May that should never be seen again.



severe-weather.EU @severeweatherEU · 5h

Meh. Before & after. Monte Borla, N Italy at 1469 m on May 5th and 8th. Report: @Meteointoscana



Over in Russia, this unbelievable amount of snow on May 8th.



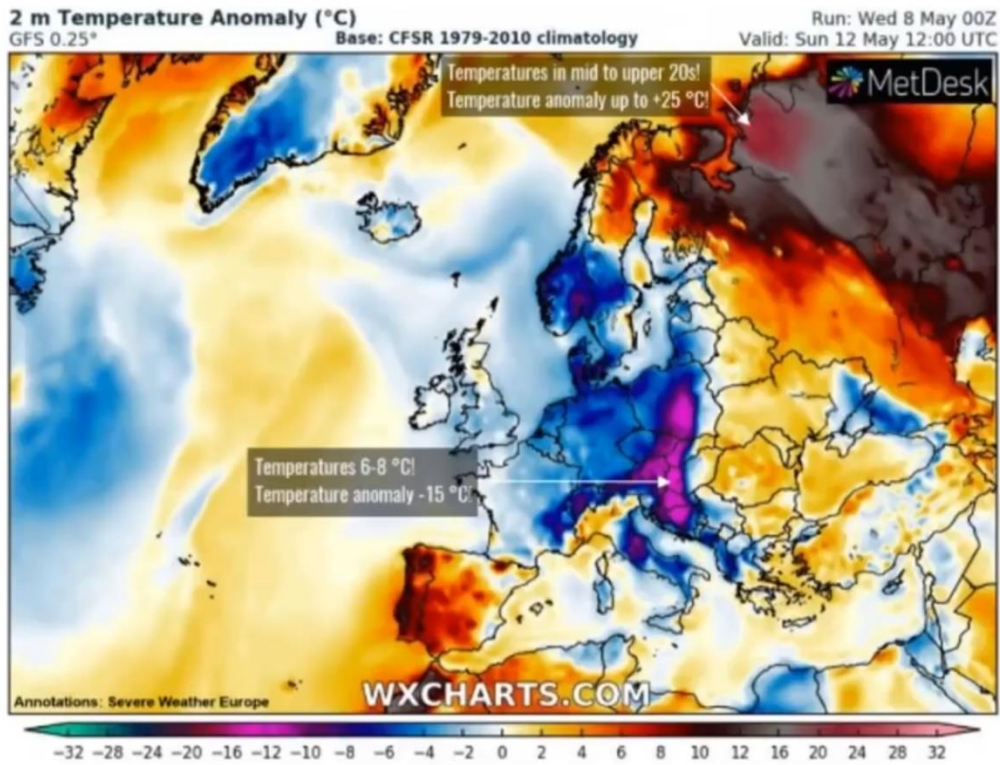
severe-weather.EU @severeweatherEU · 1h

And this is what May looks like in Norilsk, Russia. Report: Vitas Bennett / Notizie meteo Italia



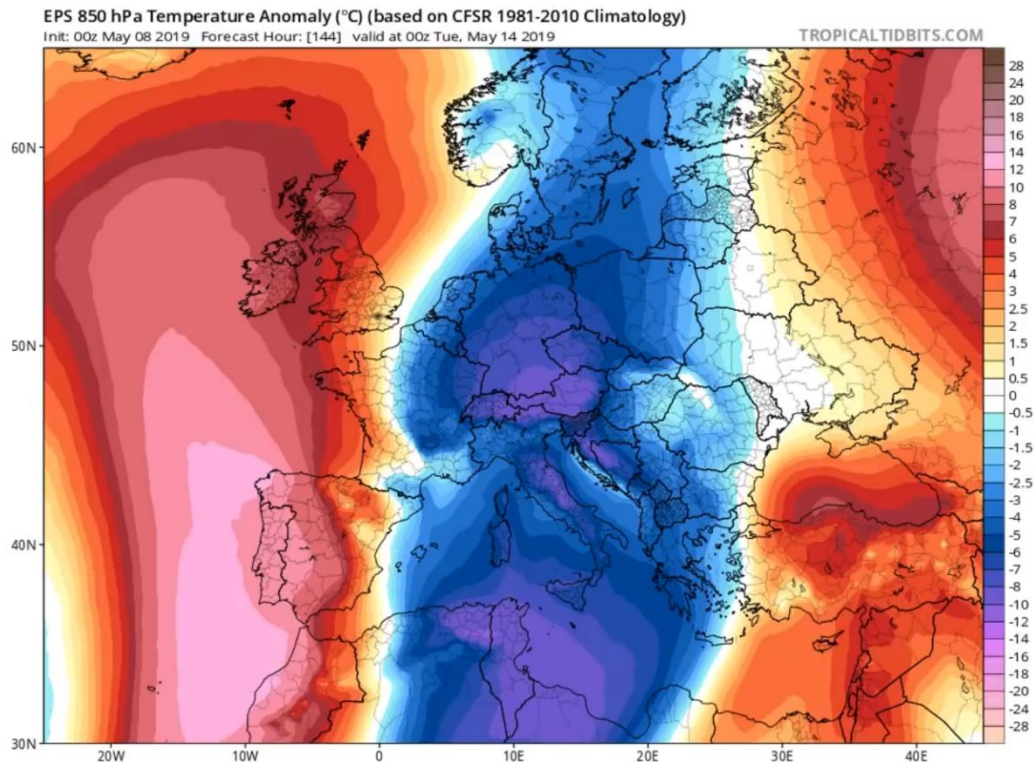
Additionally, *Severe Weather EU* at WXcharts.com shows the anomalies. Where there are flip-flops in the jet stream. This is in my opinion the Earth's magnetosphere weakening, a Grand Solar Minimum / magnetic pole reversal effect.

The chart below shows that it is colder in Croatia and in Italy than in northern Russia and parts of Sweden; and then as the week progresses, it is even colder down in southern Europe; while up in the north, near the Arctic, it is even warmer. This inversion is indeed incredible.



Ground (2 m) temperature anomaly across Europe on Saturday (May 12th) at 12h UTC. GFS model guidance. Map: [Wxcharts](http://Wxcharts.com).

The jet streams are not supposed to be a vertical north-south orientation, there are usually some bends in them. This is moving into unprecedented territory.



These events are expected with sharp declines in solar activity, which can bring us back in multi-century or multi-millennial cycles. These have nothing to do with CO₂, but the Sun.

THE SUN DEFINES THE CLIMATE

Habibullo Abdussamatov, Dr. Sc.

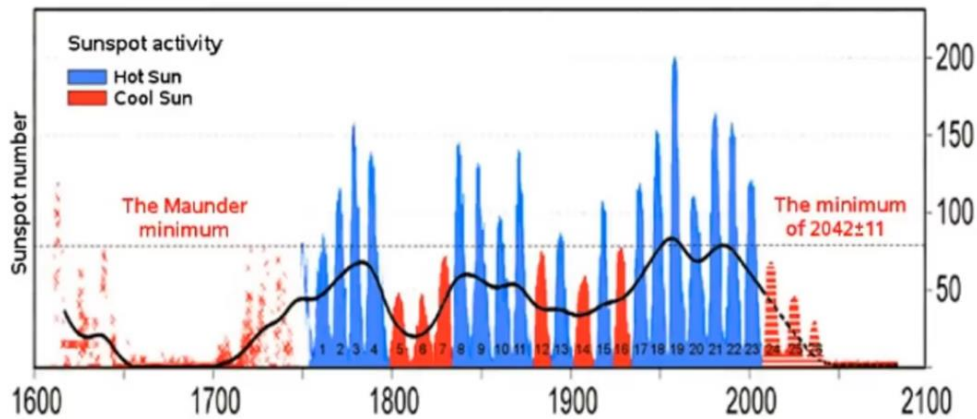


Fig. 3. Variation in the TSI drawing on the data reconstruction of Lean, J.L. (2000) and Wang Y. - M., Lean J.L., Sheeley N.R. (2005) up to 1978, sunspot activity of the Sun from 1611, and changes forecast by us after 2008 (dotted lines).

This will take a toll on global food production, so you will have to grow some of your own food, during this Grand Solar Minimum. It is snowing during the spring planting time, but you must think of what you can grow this season.



Meanwhile, in Copenhagen, you would never think that Denmark would be the poster child for Global Warming after they had the coldest May Day ever recorded. Their official records go back to the 1600's, but it is not an official record. They then had to consider the 1940's instead, the "official" start of the temperature keeping data in that part of Europe.



Hussein Al-Shabab @splatoof69 · May 7

Check this out David @adapt2030



Copenhagen, Denmark just Recorded its Coldest May Day Ever - Elec...

Copenhagen, Denmark just Recorded its Coldest May Day Ever -- Temps haven't sunk this low since Nazi Germany occupation.

electroverse.net

Moreover, unexpected snow and hypothermia during a rave in France. Who would have thought that this type of cold is possible in May, just weeks before summer in the warmest year ever?



BBC NEWS

Illegal French rave-goers get hypothermia

About 30 people at Teknival had to be treated after it snowed unexpectedly in France.

bbc.co.uk

Scotland has also unusually cold again.



Braemar Media @BraemarMedia · May 7

It doesn't feel like #spring as it's snowing around #Braemar and the #Cairngorms Aberdeenshire #Scotland again this morning #Weather #wildlife

@SeanBattySTV @visitabdn @wildscotland @tweets_scotland @SNHnortheast @CNPnature @Nature_Scotland @ScotWildlife @CWightSTV



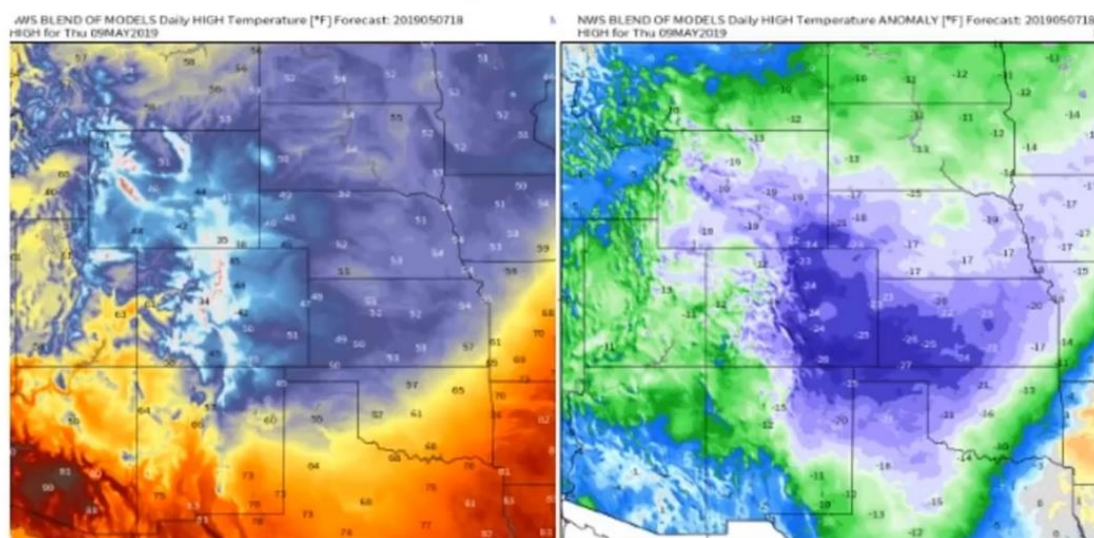
And over to the United States, snows and a temperature of 25 degrees Fahrenheit below normal is in store through the weekend.



Ryan Maue @RyanMaue · 17h

High temperatures only in the 50s into Texas on Thursday -- as mid-May chill takes hold across Central U.S.

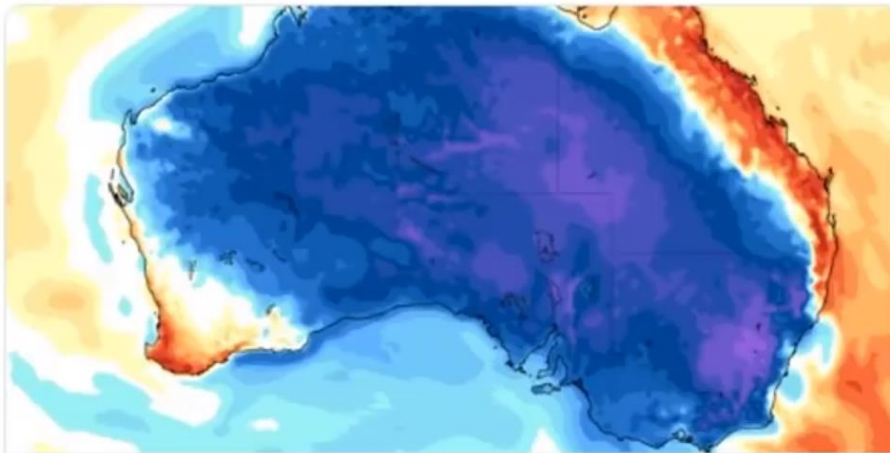
Temperatures well below average (15°-25°F)



Then in Australia, the temperatures are set to sink below the average for this time of the year. Some places are up to 20 degrees Celsius below normal temperatures.

"Temps are set to sink well-below average for the time of year, and up to 50cm (19.7 inches) of accumulating snow is expected in the Aussie Alps."

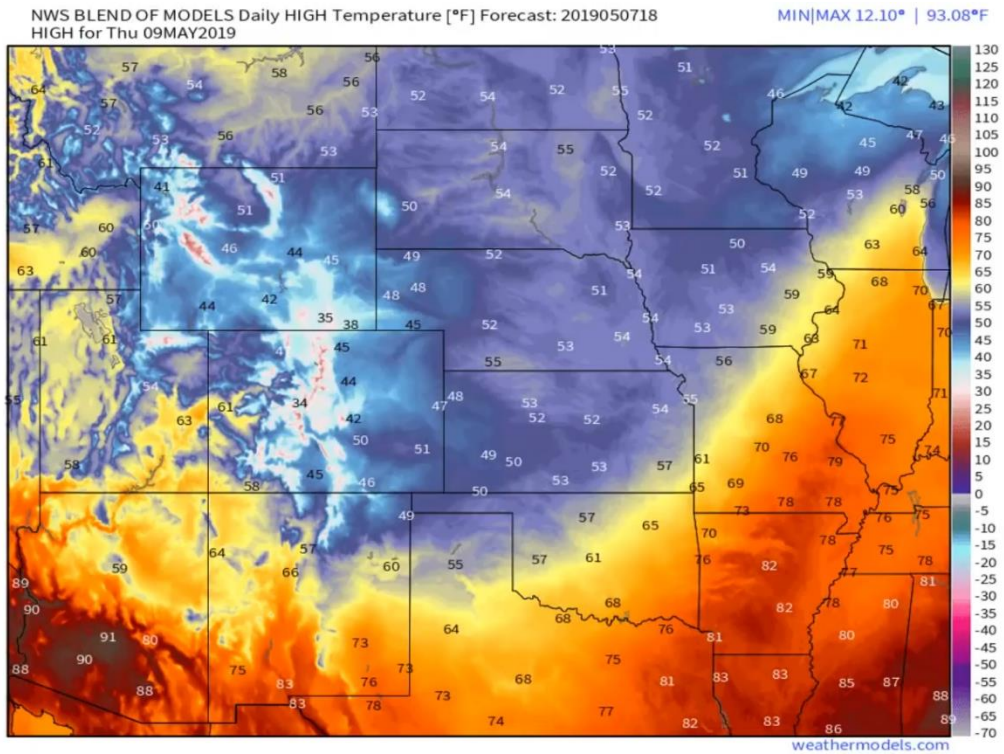
[#grandsolarminimum](#)



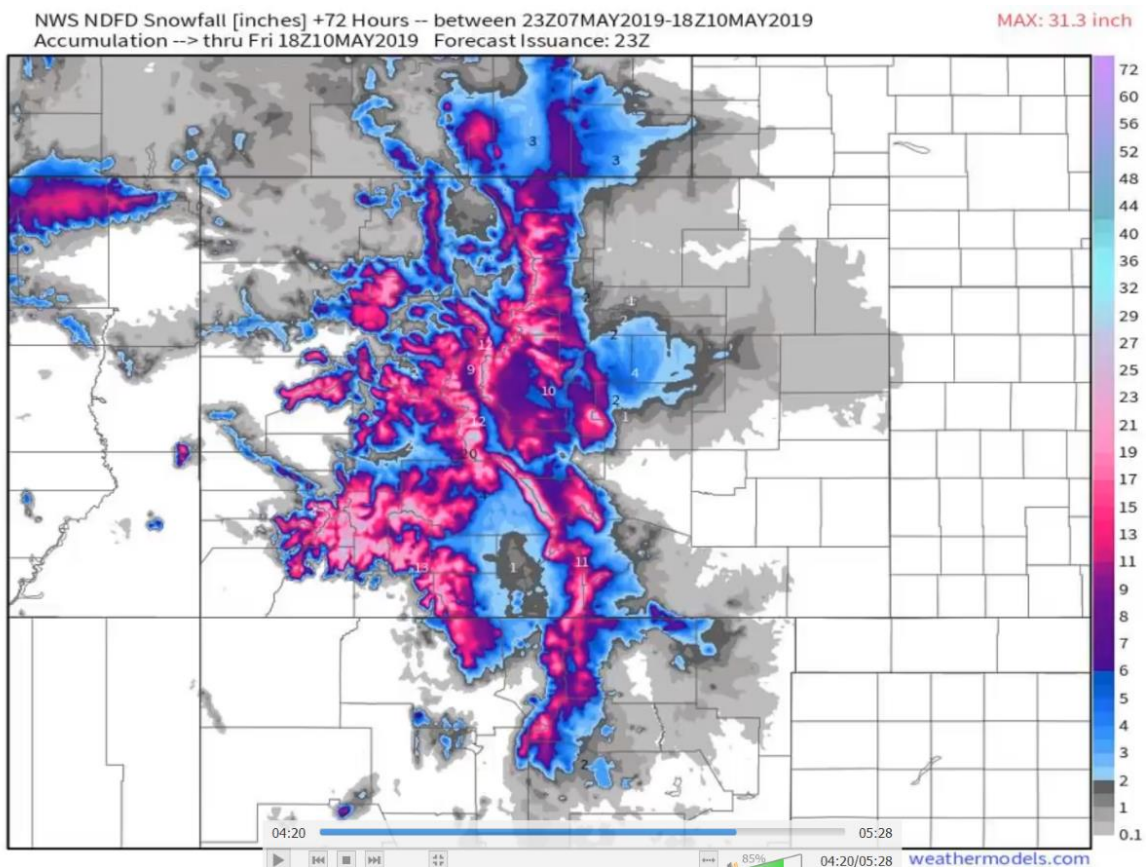
"It's a Big One" - Brutal Polar Blast set to Envelope the Entire Australian Cont...
"It's a Big One" -- Polar Blast set to Envelope the Entire Continent of Australia: Winter 2019 has arrived early Australia, as predicted -- GSM.
electroverse.net

12:45 AM - 8 May 2019

That much lighter color in the Rocky Mountains on the map means, Denver is expecting 19 inches of snow.



Also, if you look at the snow forecast through May 10th, some places are almost 2 feet deep in snow.



New snow records are also being set in several areas in Montana. This is going to continue year upon year. Expect our growing seasons to continue to shrink.



Electroverse @Electroversenet · May 7

MONTANA: CHOTEAU, GRASS RANGE + HAVRE BREAK DAILY SNOWFALL RECORDS

"Our star is continuing its shutdown -- solar cycle 24 was the weakest cycle in over 100 years. Once the effects of this current El Nino fade, expect global temps to drop significantly."



Montana: Choteau, Grass Range and Havre Break Daily Snowfall Rec...

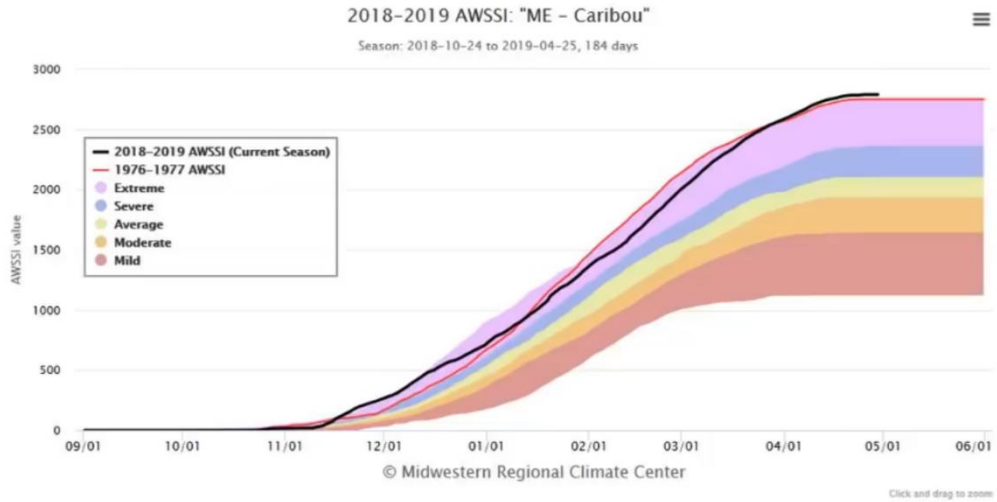
Montana: Choteau, Grass Range and Havre Break Daily Snowfall Records: Once the effects of this current El Nino fade, expect global average tempe...

electroverse.net

When you see stats like this from Caribou, Maine, showing a continuously rising trend. This is the longest streak of at least one inch of highest on record. So, if 2018 Global Warming is ranked the 4th warmest can get to the front-page news, wait for next year at 5th warmest to dominate the headlines.

2018-2019 winter stats at Caribou:
Snowfall: 165.4 inches, 3rd highest on record
Longest ever streak of at least 1 inch of snow on the ground: 163 days
Average snow depth Nov-Apr: 21.4 inches, 3rd highest on record
Greatest snow depth since 1984: 45 inches

2:09 AM - 30 Apr 2019



Finally, these are some lightning streaks over in Paris. I thought it would be nice to leave you with an image of beauty in nature.



Thanks for reading, I hope you got something out of the article. If you like more information like this, I produce the tri-weekly Mini Ice Age Conversations podcast, 30 minutes of in-depth analysis on the GSM you can take on the go throughout your day.

Mini Ice Age Conversations Podcast

iTunes: <https://itunes.apple.com/us/podcast/a...>

Soundcloud: <https://soundcloud.com/adapt-2030>

Libsyn: <http://adapt2030.libsyn.com/>

MIAC #122 Would you tell the population of the impending changes on Earth? <http://adapt2030.libsyn.com/miac-122-...>

Support ADAPT 2030 by Visiting Our Sponsors

ADAPT 2030 & My Patriot Supply

2-Week Food Supply 92 servings

www.preparewithadapt2030.com

True Leaf Market Organic & Heirloom Seeds

[ADAPT 2030 True Leaf Market Link](#)

ADAPT 2030 Amazon Grand Solar Minimum Book Store

<https://www.amazon.com/shop/adapt2030>

*** Today's Story Links ***

The how and cold temps of Europe out of place <http://www.severe-weather.eu/mcd/extreme-temperature-anomaly-contrast-central-europe-vs-nw-russia/>

<https://pbs.twimg.com/media/D6Cw6C3XoAA-upC.jpg>

Cold in beginning of May Europe

<http://www.severe-weather.eu/mcd/rare-early-may-significant-arctic-cold-outbreak-will-blast-across-europe-this-coming-weekend-may-3-6th/>

Denver Snow

<https://pbs.twimg.com/media/D6AFh6EW0AEKAPi.jpg>

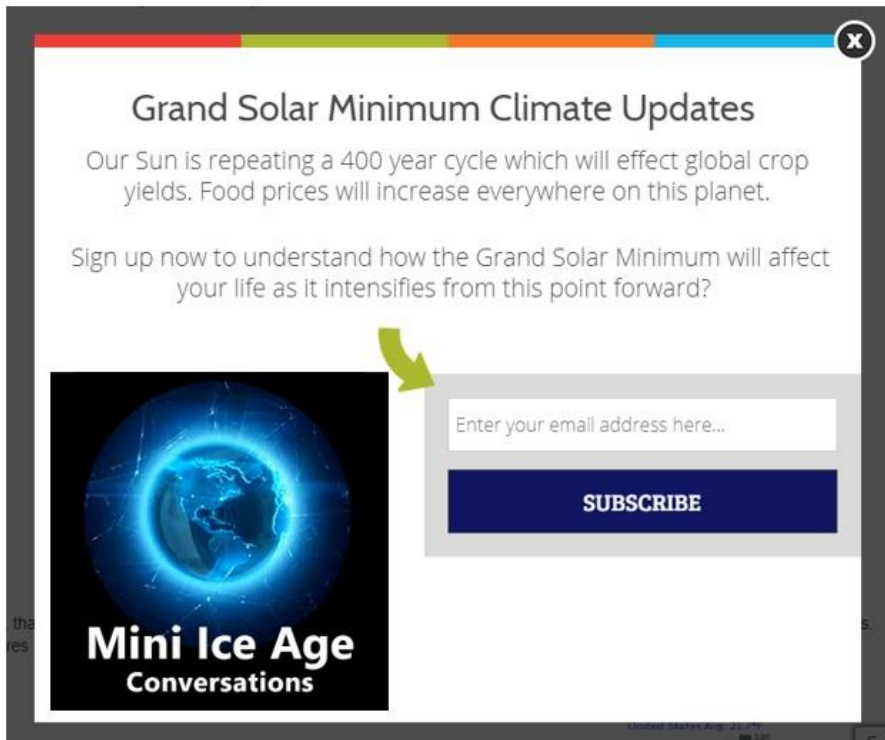
<https://pbs.twimg.com/media/D6AE3foWAAI8XxR.png>

French ravers frozen

<https://news.yahoo.com/ravers-hypothermia-snow-hit-french-techno-festival-154045672.html>

For the ADAPT 2030 Grand Solar Minimum climate update newsletter jump over to oilseedcrops.org where you can enter your email and sign up. Move your mouse around for about 10 seconds and this box will pop up.

Join ADAPT 2030 NEWSLETTER <http://www.oilseedcrops.org>



Grand Solar Minimum Climate Updates

Our Sun is repeating a 400 year cycle which will effect global crop yields. Food prices will increase everywhere on this planet.

Sign up now to understand how the Grand Solar Minimum will affect your life as it intensifies from this point forward?

Enter your email address here...

SUBSCRIBE

Mini Ice Age Conversations

*** ADAPT 2030 Social Media Links ***

PATREON www.patreon.com/adapt2030

YOUTUBE [ADAPT 2030 Mini Ice Age 2015–2035 Series on YouTube](#)

BITCHUTE <https://www.bitchute.com/hashtag/adapt2030/>

BRIGHTTEON <https://www.brighteon.com/channel/adapt2030>

STEEM <https://steemit.com/@adapt2030>

MINDS <https://www.minds.com/ADAPT2030>

MEDIUM <https://medium.com/@globalcooling>

TWITTER <https://twitter.com/adapt2030>

GAB <https://gab.ai/ADAPT2030>