

Sea Levels Decline: It's a Climate Emergency, Buy More Stuff



AOC is regurgitating what the IPCC told us, we only have 12 years left to avoid a climate disaster. Also, only 100 companies are responsible for the 71% of the global emissions, but we keep buying stuff, and the message our corporate media and stock market is, keep consuming as we sent junk across the oceans spewing CO2 along each step of your purchase for manufacture to transport to you driving to the store for the next phone or electronic trinket.

Wait, the world will end because of CO2. Hold on, you can have it both ways, keep consuming, but CO2 will kill us all. Carbon offset credits what a joke.



Alexandria Ocasio-Cortez ✓

@AOC

Follow



The IPCC told us this week that we have only 12 years left to avoid climate disaster.

We also learned that only *100 companies* are responsible for 71% of global emissions.

To save ourselves, we will need a mass mobilization towards 100% renewable energy.



from **2017** **The Guardian**


Just 100 companies responsible for 71% of global emissions, study says
A relatively small number of fossil fuel producers and their investors could hold the key to tackling climate change
theguardian.com

2:58 PM - 11 Oct 2018

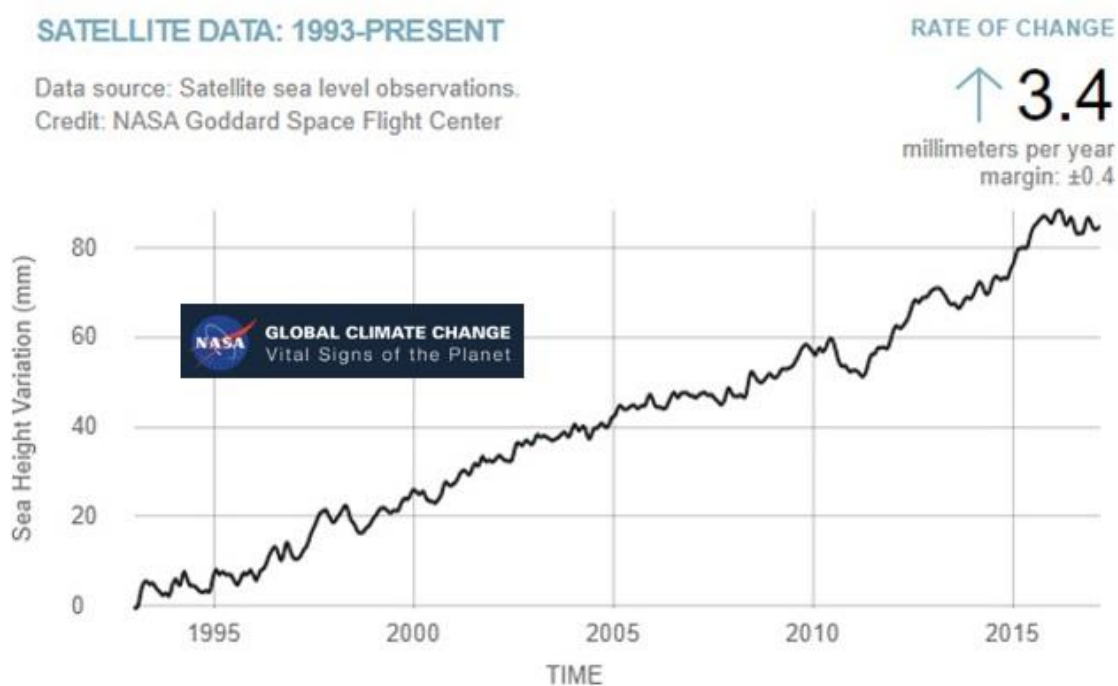
There are still more advertisements, electronics, cars and other stuff. If it was such an EMERGENCY situation, we should cease all factory production, air and ship traffic. Yet, they are still ramping it up in Asia and half the planet is at it manufacturing full steam ahead. So, I do not really think it is such a disaster, or else we would put a full stop on it.



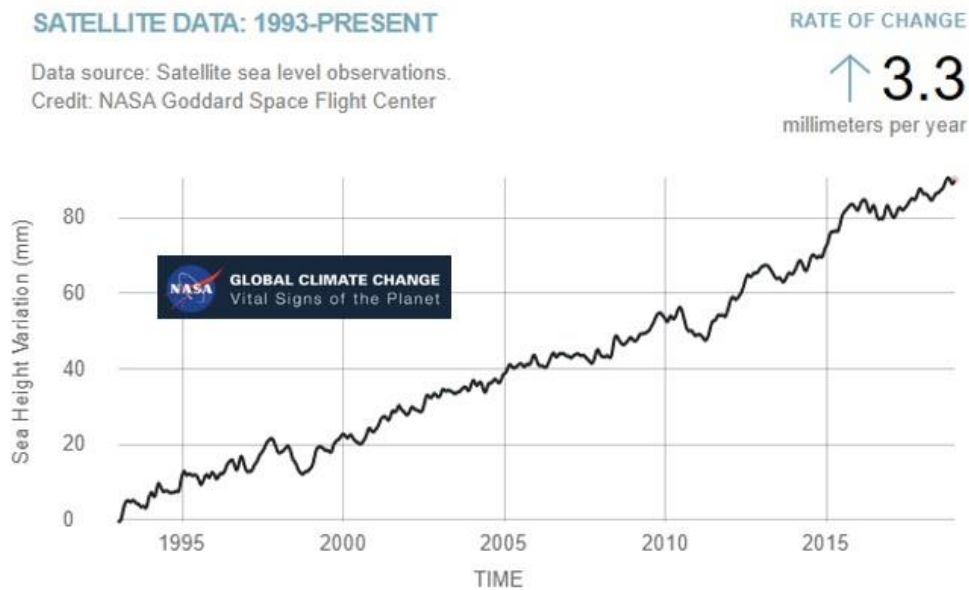
Or maybe, because money can buy everything in the Church of Climatology. So, you can get those jet streams back in place with a few dollars.



Then on to sea level change, *NASA Global Climate Change: Vital Science of the Planet* presented this chart showing a rate of change of 3.4 millimeters per year. But, as you can see, it tapers off right around 2017, so I thought I should bring you the 2019 record.

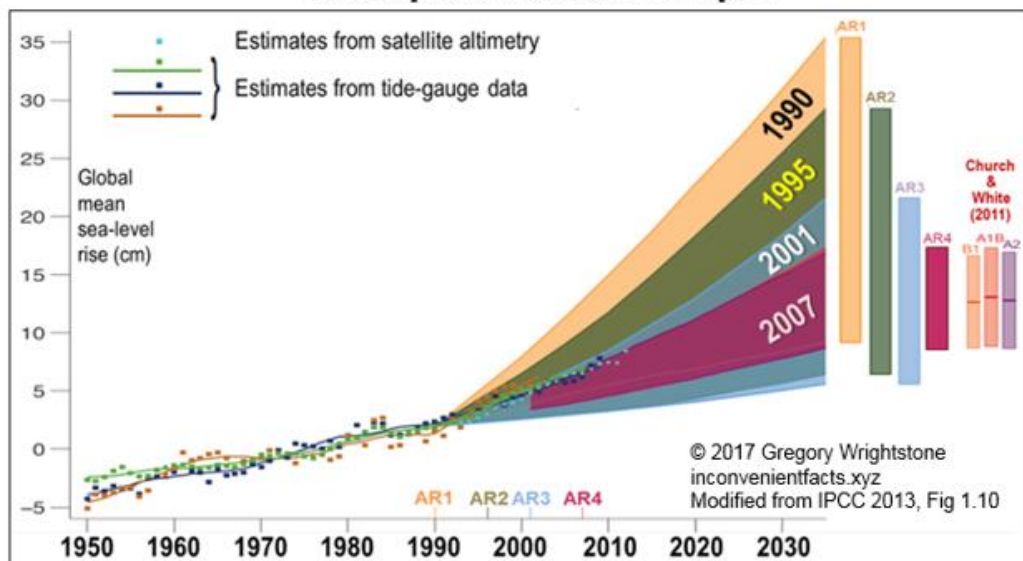


Will you look at that? The sea level rise has declined in rate of change. This data came straight from NASA. You did not hear that in the global corporate media, did you? Sea level rise is slowing, that's no good to ask for global taxes now is it?



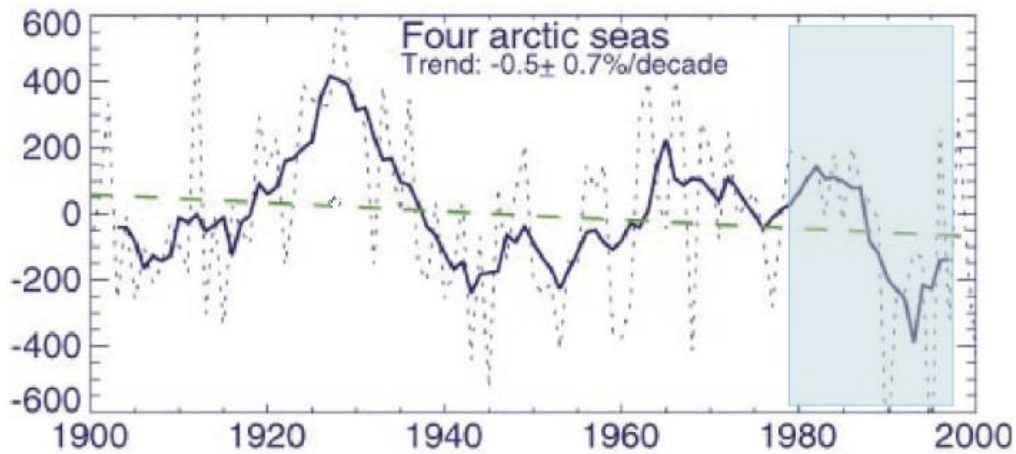
Notice however, the IPCC keeps pulling back its forecasts on sea level change. I think they are going to come close to what the NASA readings are, because they are going to look ridiculous if they will not.

**Intergovernmental Panel of Climate Change
projections of sea-level rise have decreased in each
subsequent assessment report**



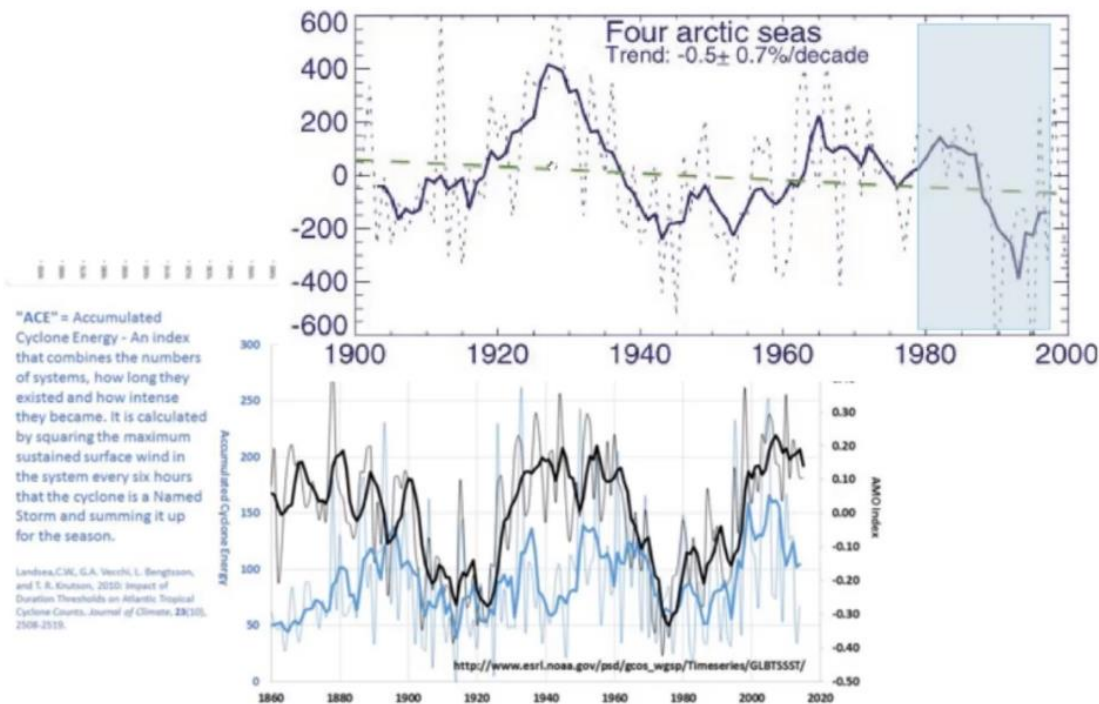
IPCC (2013) Climate change 2013: The Physical Science Basis. Contribution of Working Group I to the Fifth Assessment Report of the Intergovernmental Panel on Climate Change [Stocker TF, Qin D, Plattner GK et al (eds)]. Cambridge University Press, Cambridge, United Kingdom & New York, NY, USA, 1535 pp.

Hitting the headlines, look at the Four arctic seas growth and the decline in ice on this chart. August is the low melt period by the way, which we are looking forward to because it will not just be the lowest ever.



Time series showing the August ice-extent anomalies ($\times 1000 \text{ km}^2$) in the Arctic Ocean along the coast of Russia, Siberia and Alaska: The Kara Sea, the Laptev Sea, the East Siberian Sea, and Chuckchi Sea (Polyakov et al. 2003). The composite record show large sea ice variations around a small negative trend since 1900, although the trend from a statistical point of view is not significant (Polyakov et al. 2003). The blue area to the right shows the time extent of the satellite-era shown in the figure higher up in this paragraph.

So, when these are overlapped, the Atlantic Multi-decadal Oscillation drives Arctic ice growth, which is a natural cycle. But then, we can still tax it in the Church of Climatology.



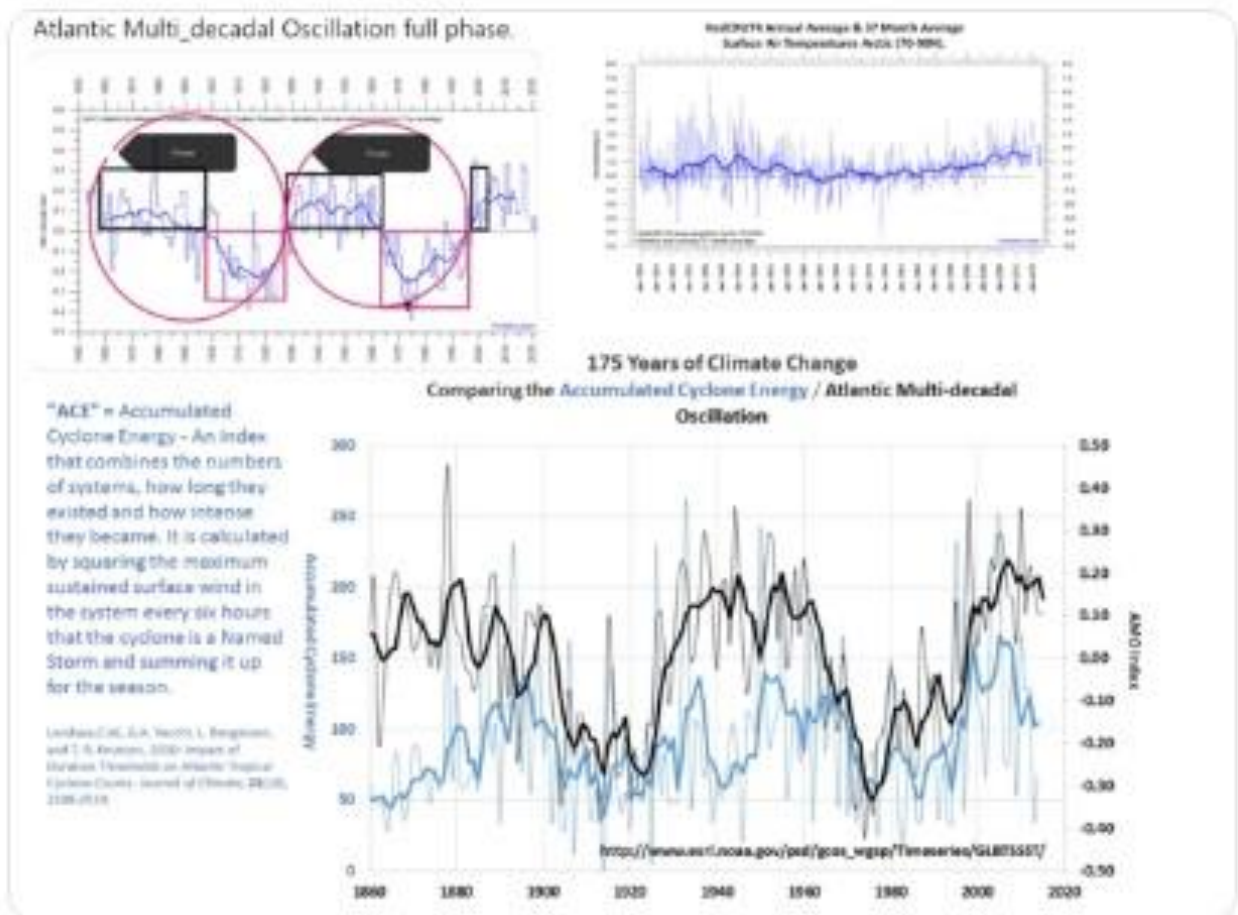
Try matching that up with the Atlantic Multidecadal Oscillation, from *La Bourgeoise*.



X La Bourgeoise @GillesnFio · now

Replying to @adapt2030 @kevpluck and 48 others

The Arctic undergoes periodic warming/melting cycles that are not unprecedented. The last optimum occurred during the 1940's, prior to satellites and alarmists claim it to be a "record". The cycles appear to be closely related to the Atlantic Multidecadal Oscillation (AMO).



Meanwhile, Gemma O'Doherty, a speaker at *Alternative View 10* talked about the dismantling of society in Ireland. When I heard her talk, I thought it is the exact copy-paste of the dismantling that is happening in the United States. Moreover, according to Twitter, what she posted are sensitive materials. What could those possibly be?

 **Gemma O'Doherty** @gemmaod1 · May 12
What to expect in future from corrupt media and how they hijack natural changes in solar activity @adapt2030 #AV10

This media may contain sensitive material. Your [media settings](#) are configured to warn you when media may be sensitive. [View](#)

7 12 32

 **Gemma O'Doherty** @gemmaod1 · May 12
David DuByne @adapt2030 exposing the lies of the global warming brigade and how climate change has always occurred naturally and has nothing to do with CO2 or human activity #AV10

This media may contain sensitive material. Your [media settings](#) are configured to warn you when media may be sensitive. [View](#)

When I opened the first one, it is me presenting in *Alternative View 10*. Why is that a sensitive material? I was just talking about what is going to happen during a Grand Solar Minimum; and the changes you can expect.

 **Gemma O'Doherty** @gemmaod1 · May 12
What to expect in future from corrupt media and how they hijack natural changes in solar activity @adapt2030 #AV10



What to Expect Moving Forward

- Media distraction
- Sabotage
- Beyond Hollywoodesque sensationalized news stories
- More surveillance
- Heavier police presence on the streets
- Media in overdrive assuring everyone that things will continue as normal
- Silencing through social media

GRAND SOLAR MINIMUM

ADAPT 2030

7 12 32

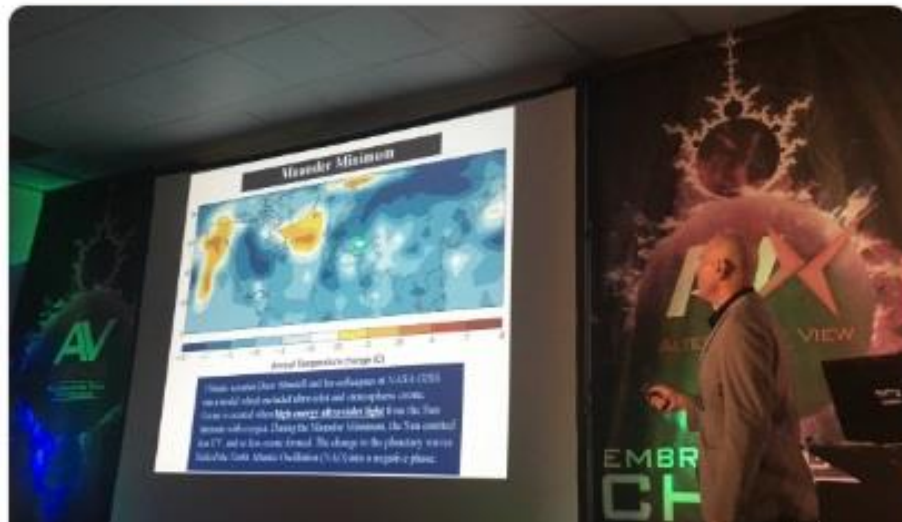
Food loss, crop production declines, extreme weather, and shifts in jet streams.

Another sensitive data point was the temperature reconstruction from the Maunder Minimum. I was only saying that the Maunder Minimum was really mapped out well because it indicated where the temperature drop was. Also, I am encouraging my audience to pin how much in today's world are experiencing temperature extremes. By the way, it is almost 90%, for those of you who are not yet aware. This information, however, is too sensitive for the Twitter sensors.



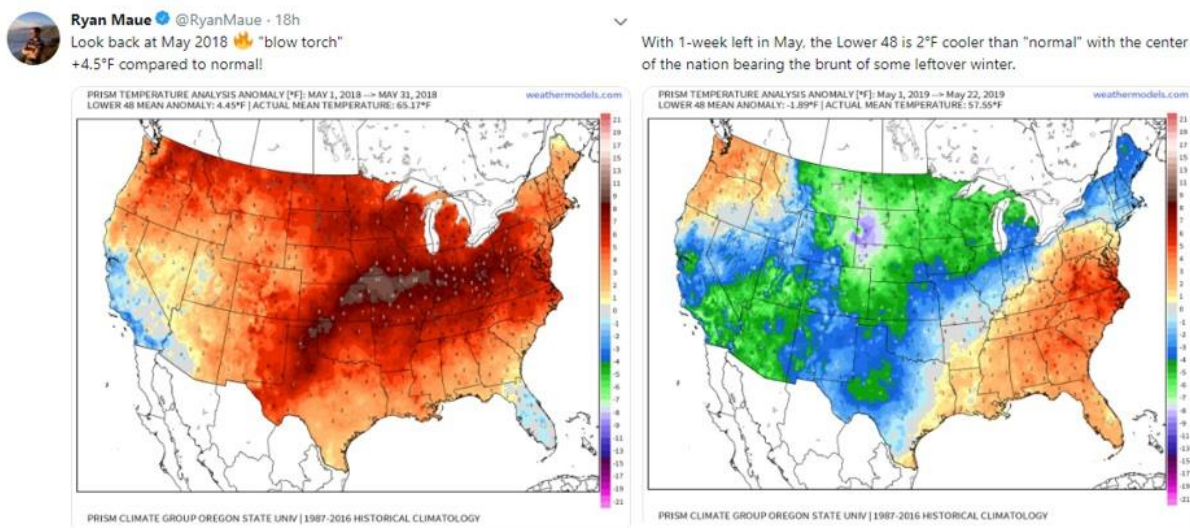
Gemma O'Doherty @gemmaod1 · May 12

David DuByne @adapt2030 exposing the lies of the global warming brigade and how climate change has always occurred naturally and has nothing to do with CO2 or human activity #AV10



Additionally, Ryan Maue showed this blowtorch map in May 2018 to prove Global Warming is in full swing, with a temperature of 4.5 degrees Fahrenheit above the normal.

But, a full swing of the pendulum happened in 2019, with two degree Fahrenheit cooler temperatures. So, for the mainstream media, where are you on that? Or are you paid for by the same faces running the Church of Climatology? Truly, there is a never-ending flow of money if you say everything is because of Global Warming.



Thanks for reading, I hope you got something out of the article. If you like more information like this, I produce the tri-weekly Mini Ice Age Conversations podcast, 30 minutes of in-depth analysis on the GSM you can take on the go.

Mini Ice Age Conversations Podcast

iTunes: <https://itunes.apple.com/us/podcast/a...>

Soundcloud: <https://soundcloud.com/adapt-2030>

Libsyn: <http://adapt2030.libsyn.com/>

MIAC #122 Would you tell the population of the impending changes on Earth?

<http://adapt2030.libsyn.com/miac-122-...>

Support ADAPT 2030 by Visiting Our Sponsors

ADAPT 2030 & My Patriot Supply

Two Week Food Supply 92 Servings

www.preparewithadapt2030.com

True Leaf Market Organic & Heirloom Seeds

[ADAPT 2030 True Leaf Market Link](#)

ADAPT 2030 Amazon Grand Solar Minimum Book Store

<https://www.amazon.com/shop/adapt2030>

For the ADAPT 2030 Grand Solar Minimum newsletter jump over to Oilseedcrops.org you can enter your email and sign up. Move your mouse around for about 10 seconds and this box will pop up.

Join ADAPT 2030 NEWSLETTER <http://www.oilseedcrops.org>

Grand Solar Minimum Climate Updates

Our Sun is repeating a 400 year cycle which will effect global crop yields. Food prices will increase everywhere on this planet.

Sign up now to understand how the Grand Solar Minimum will affect your life as it intensifies from this point forward?

Mini Ice Age Conversations

Enter your email address here...

SUBSCRIBE

United States Aug. 22, 2017

*** Today's Story Links ***

Church of Climatology image

<https://www.naturalnews.com/images/Al-Gore-Climatology-Dees.jpg>

Sea level data ALTERED by scientists to create false impression of rising oceans

<https://www.naturalnews.com/2019-02-18-sea-level-data-altered-by-scientists-to-create-false-impression-of-rising-oceans.html>

NASA confirms: Sea levels have been FALLING across the planet for two years ... media SILENT

<https://www.naturalnews.com/2017-07-26-nasa-confirms-sea-levels-have-been-falling-across-the-planet-for-two-years-media-silent.html>

NASA Sea Level Page <https://climate.nasa.gov/vital-signs/sea-level/>

Sea Levels IPCC decline

<https://pbs.twimg.com/media/D7OgQxFWsAALGor.png>

*** ADAPT 2030 Social Media Links ***

PATREON www.patreon.com/adapt2030

YOUTUBE [ADAPT 2030 Mini Ice Age 2015–2035 Series on YouTube](#)

BITCHUTE <https://www.bitchute.com/hashtag/adapt2030/>

BRIGHTEON <https://www.brighteon.com/channel/adapt2030>

STEEM <https://steemit.com/@adapt2030>

MINDS <https://www.minds.com/ADAPT2030>

MEDIUM <https://medium.com/@globalcooling>

FB <https://www.facebook.com/Miniiceage>

TWITTER <https://twitter.com/adapt2030>

GAB <https://gab.ai/ADAPT2030>