

Sun Dimming, the Geoengineering Excuse Why Earth is Cooling

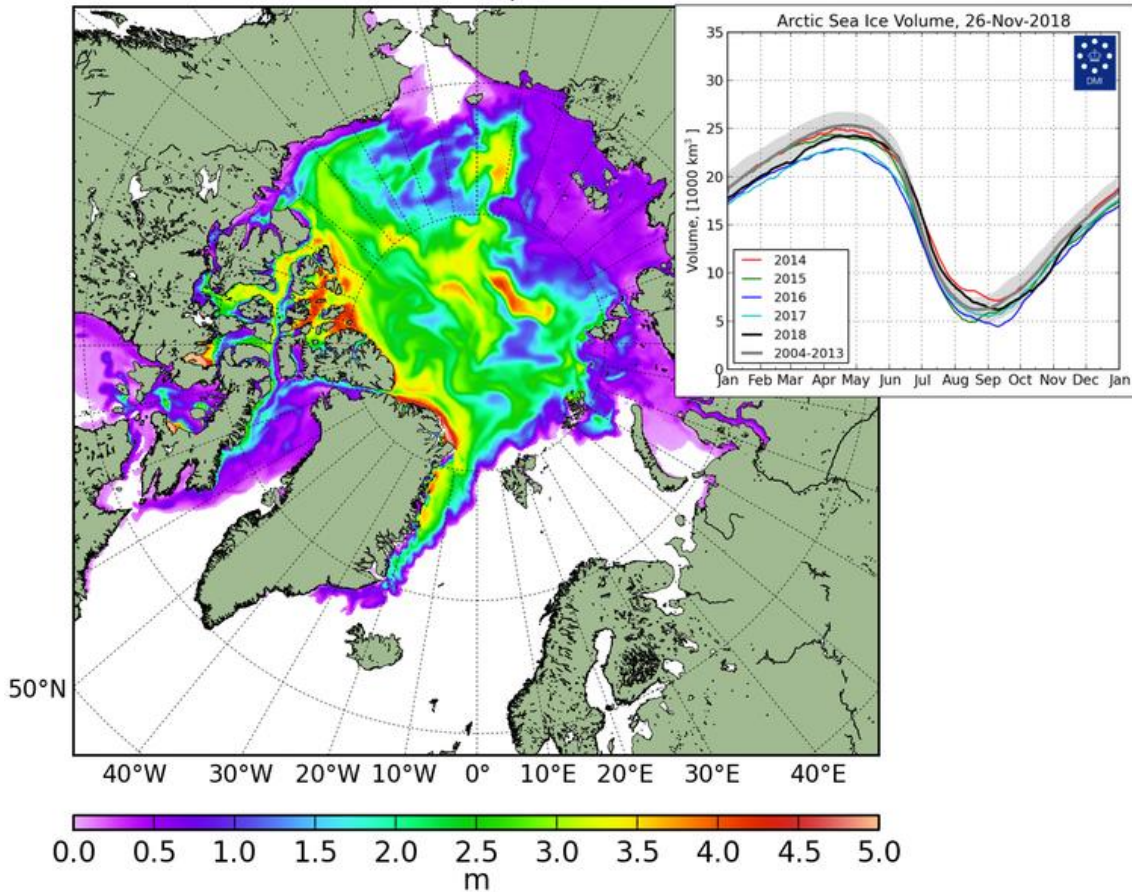
[— ADAPT 2030 Video Link —](#)



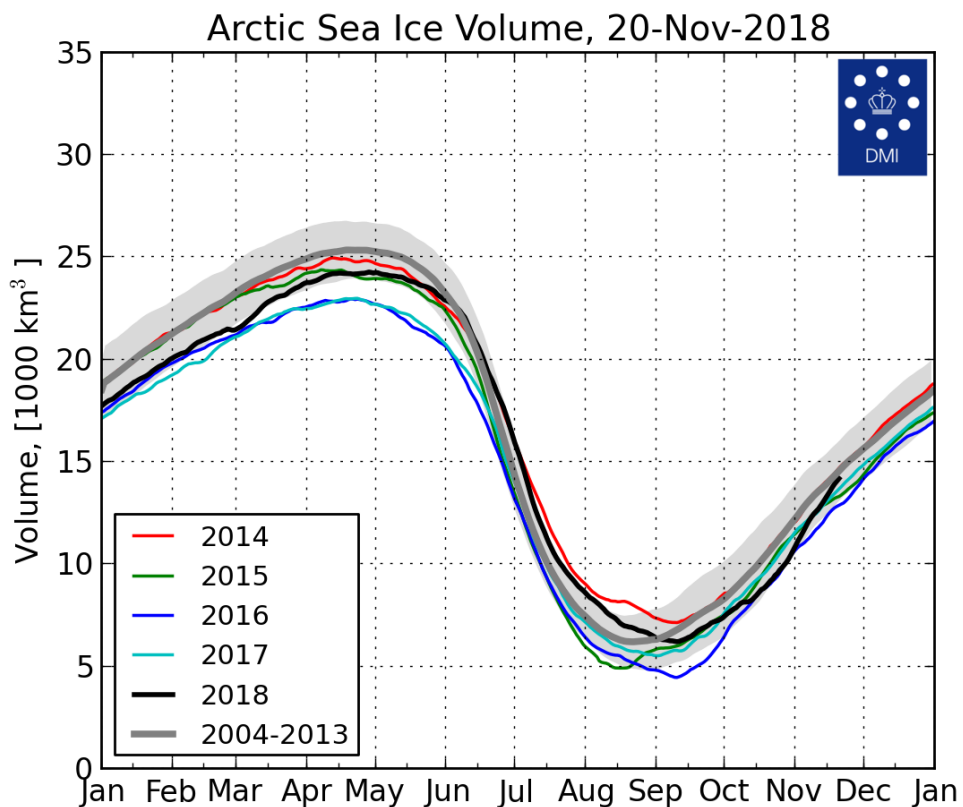
The story that's making its way through the headlines of the global controlled corporate media is that the warming Arctic has pushed some sort of cold front across the US, Canada, Europe, and Asia to create these record cold temperatures along with South America and Australia.

(BELOW) Looking into the Arctic sea ice here, the red color is four and a half meters, so it's almost 15 feet thick, directly on the North Pole.

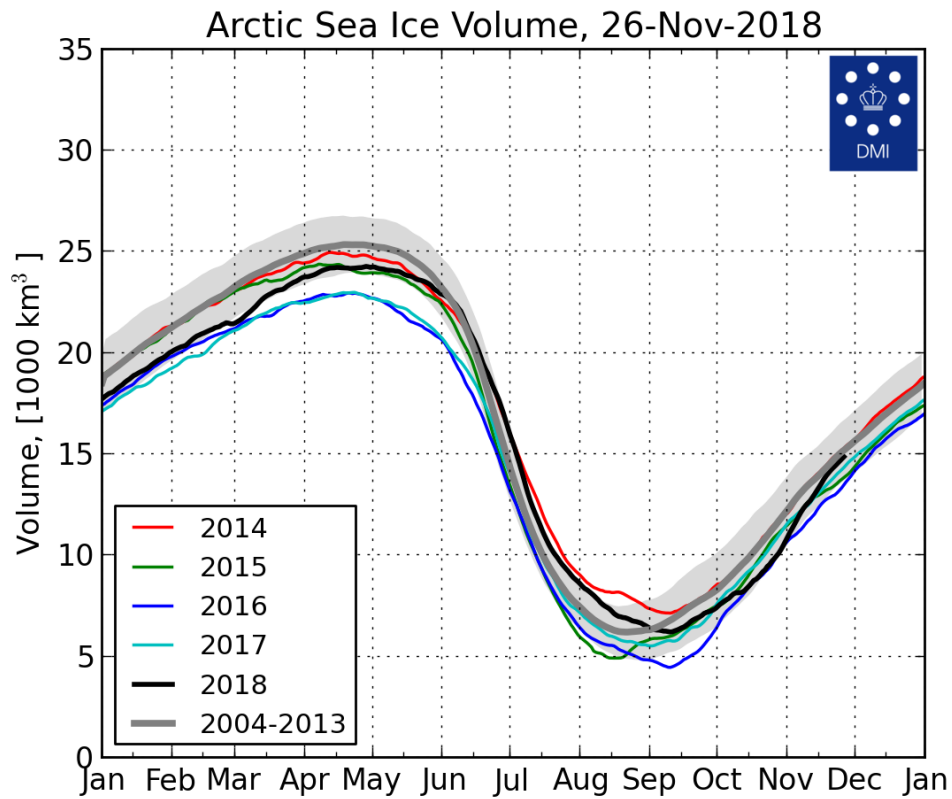
Sea Ice Thickness, 26-Nov-2018



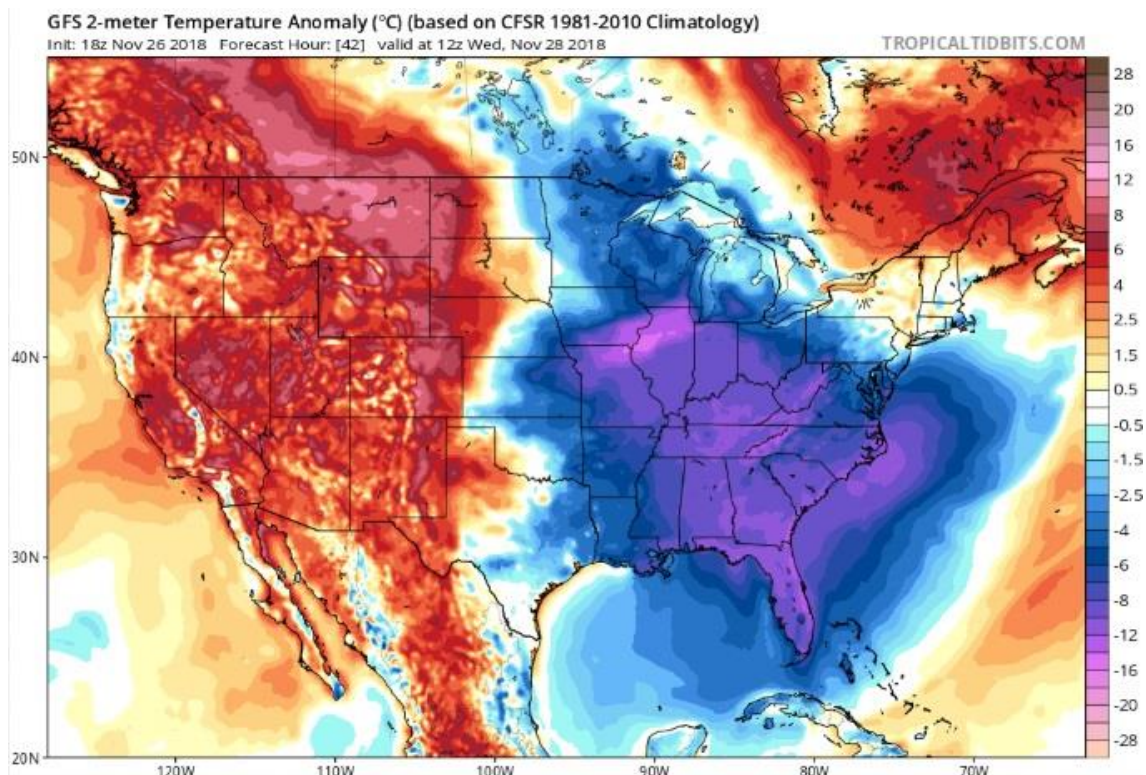
Increasing sea ice would be the opposite indicator of warming temperatures. If it was really warming, this black line should not be back to the 2004-2013 average baseline for Arctic ice coverage & thickness.



What global media is going to say is that heat is causing more ice. You can already see the unfurling of excuses for cooling on our planet.

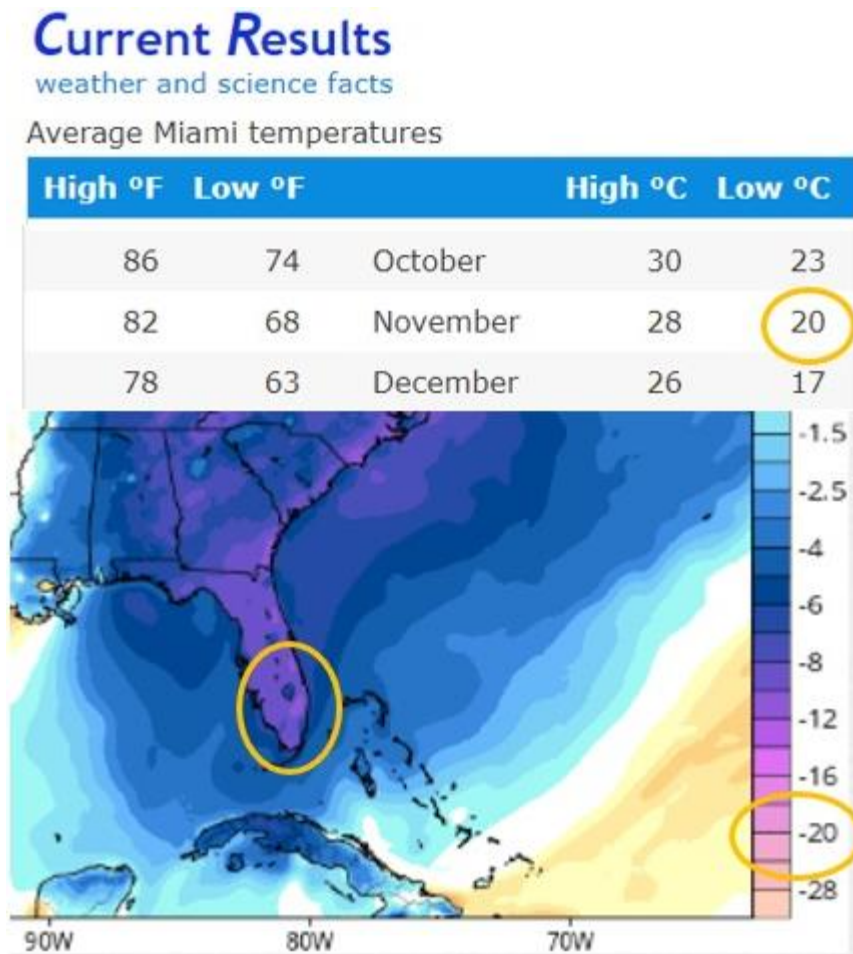


How are they going to explain this cold anomaly here? They're literally looking for hard freeze warnings over South Florida for the next two days, months early from the normal winter pattern.

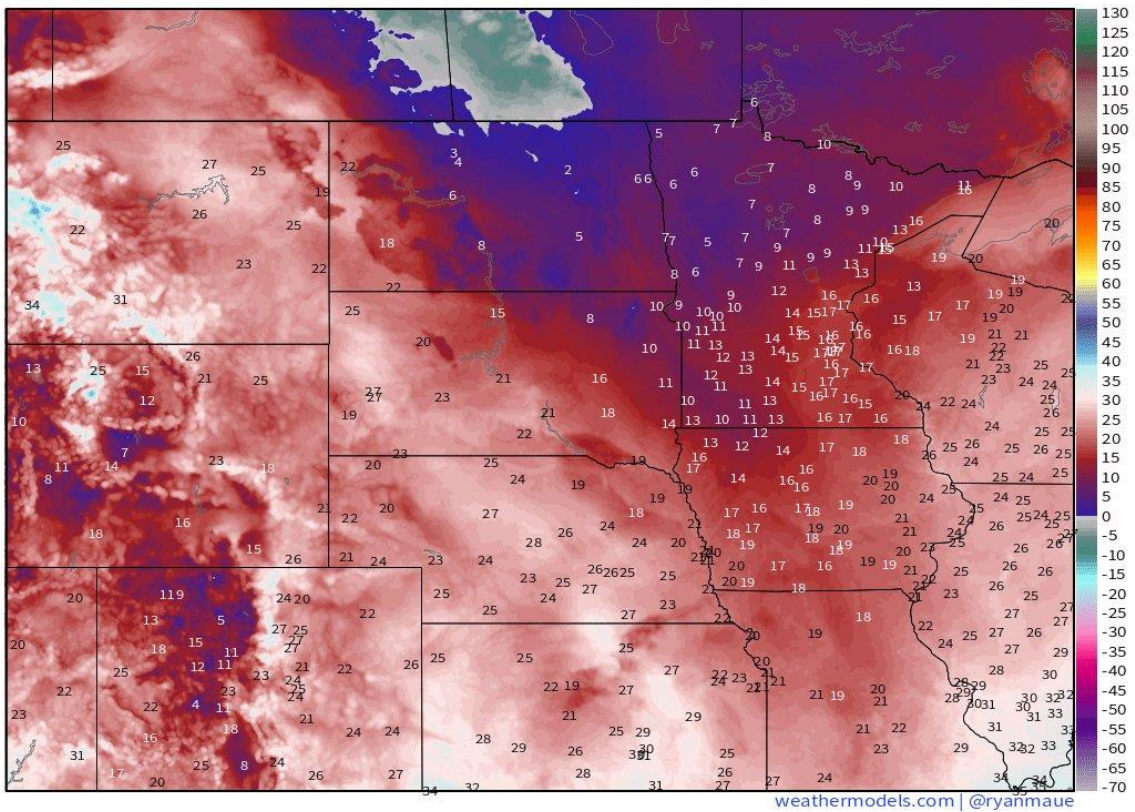


I understand there's heat out to the west, but I'm going to bring you over here to the average Miami temperatures. If the average low temperature is 20 degrees Celsius and they're looking at 20 degrees Celsius below normal temperatures, that brings it into "water freezes into a solid" in southern Florida.

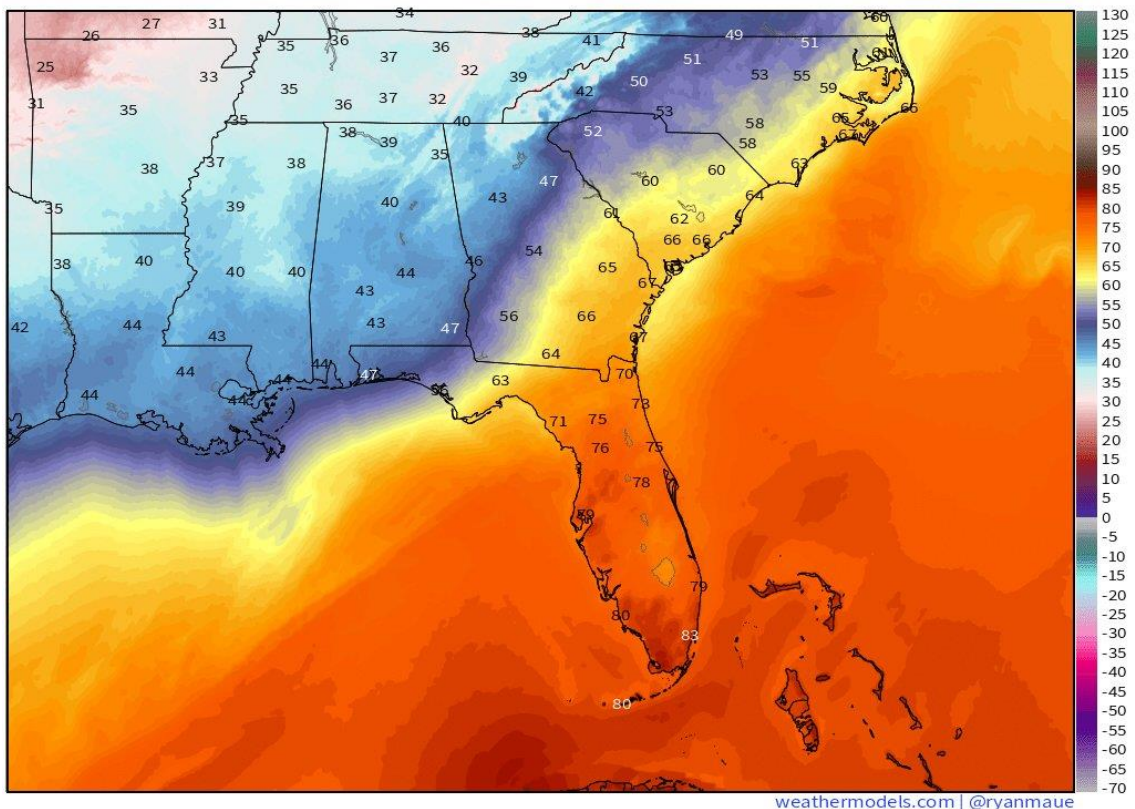
Progressing through the week, Cuba gets even colder. Something like 10 to 12 degrees Celsius below normal. Not Fahrenheit, it's Celsius.



Daytime high temperatures, where the blizzard is raging across the Midwest in the central plains states. Massive high temperatures of 7 degrees Fahrenheit.

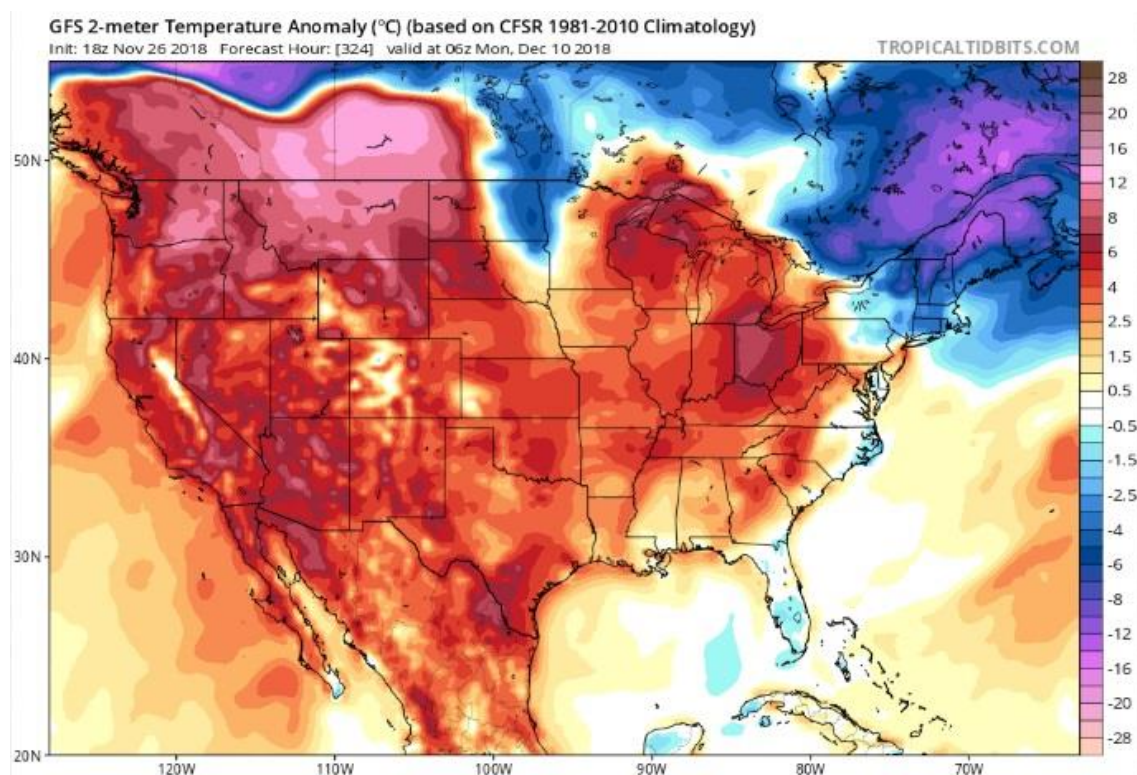


The cold fronts are going to keep on plunging all the way through Florida one after the other. Take a look at how these temperatures down into the 20's F, as we progress through the 26th, 27th, and 28th in the Southeast US. Not normal, at all.



What I will say is, as we move through the first week of December, this anomalous warm above the Canadian border, that ribbon type color between the reds, the oranges, the blues and the purples, you don't want to be there. In any way, shape or form, you do not want to be under that weather front moving, this will be some of the most extreme weather that you will experience in your entire lifetime.

If you are anywhere near that front as it passes through. Word to the wise, take shelter when it passes. We are going into once in a 400-year event, these storm systems from now on will be unusual. The children's Blizzard of 1888 would be a good place to start to understand how this front is going to push through.

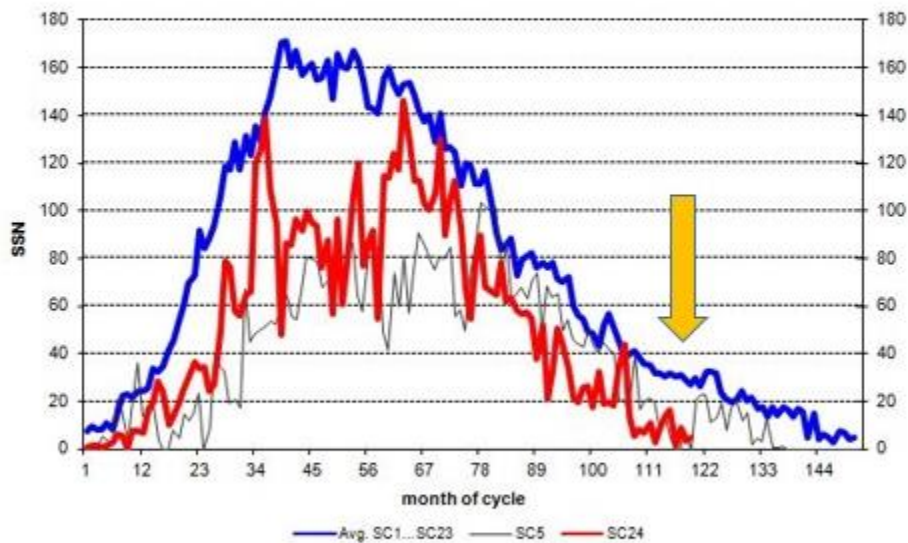


(BELOW) Record cold hits America, yellow orange arrow. That's solar cycle 24 at the bottom there, even lower than the Dalton Minimum of 1810. Don't worry about that, the Sun has no effect on our planet at all so the corporate media says.

Record Cold Hits North America, Arctic Sea Ice Stable As Solar Activity Reaches Near 200-Year Low

By P Gosselin on 24. November 2018

The last solar cycle (no. 24) is now all but officially the weakest in close to 200 years, since Solar Cycle 6.




The plot of Solar Cycle 24, red curve, compared to the mean of the previous 23 solar cycles (blue curve) and the similar Solar Cycle 5, which occurred around the year 1800. Chart: [Frank Bosse and Prof. Fritz Vahrenholt](#).

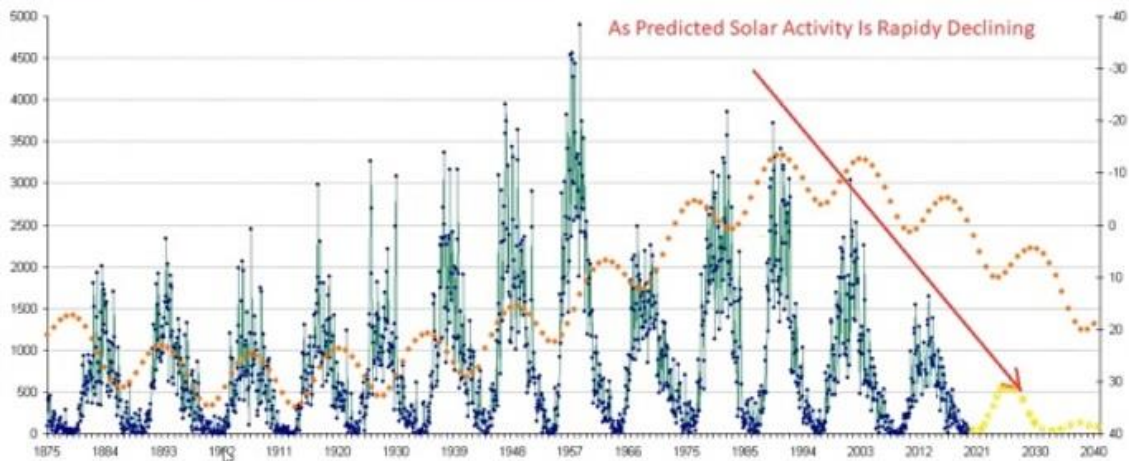
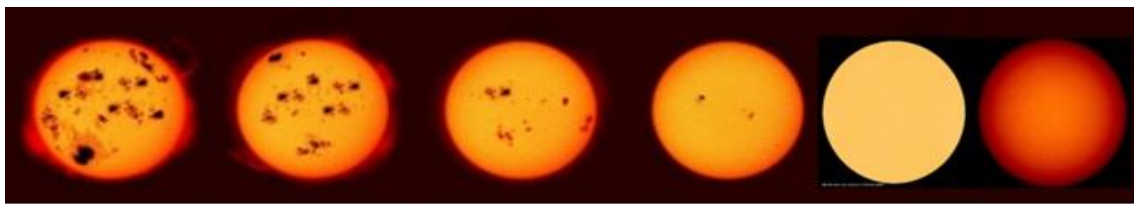
Mainstream media states that Sun is 1.2 million times larger than our Earth and Magnetic Fields connections have nothing to do with changing climate, whereas CO2 controls everything. Don't worry about that big yellow thing off to the left there. It's okay. Global Tax to make the climate stable again.



[Click Here to Learn More](#)



But, anybody who studies history and takes a look back at when solar activity decreases will notice there is a decline in crop production as well. The magnetosphere around our Earth weakens, the jet streams go out of flow all influenced by our Sun.



Some of the first things you would expect are these vortices within our atmosphere as seen in Italy, Croatia and Slovenia last week. Also four water spouts off Thailand beaches in November.



WEATHER/ METEO WORLD @StormchaserUKEU · 11h

Absolutely amazing capture of 4 #waterspouts at the same time off a southern Thailand beach on the 24th of November... Source: Met Híradó #severeweather #Tornado #extremeweather



Reed Timmer, Jim Cantore and ICWR

I really want to widen this out for you. Take a look at that! Anybody who understands atmospheric circulation knows this is such an outlier, so rare that this would be inclusive of a new chapter on how the atmosphere is working now.



And as I said, as the atmosphere continues to change due to our weakening Sun, those little water spouts are going to turn to EF5 tornadoes over water.



WEATHER/ METEO WORLD @StormchaserUKEU · Nov 25

WOW.... 2 huge #waterspouts off the coast of San Gregorio, Italy this afternoon 25th November. The area was affected by intense thunderstorms. Report: @Fobos_Meteo #severeweather #extremeweather #tornado

 **Fobos**



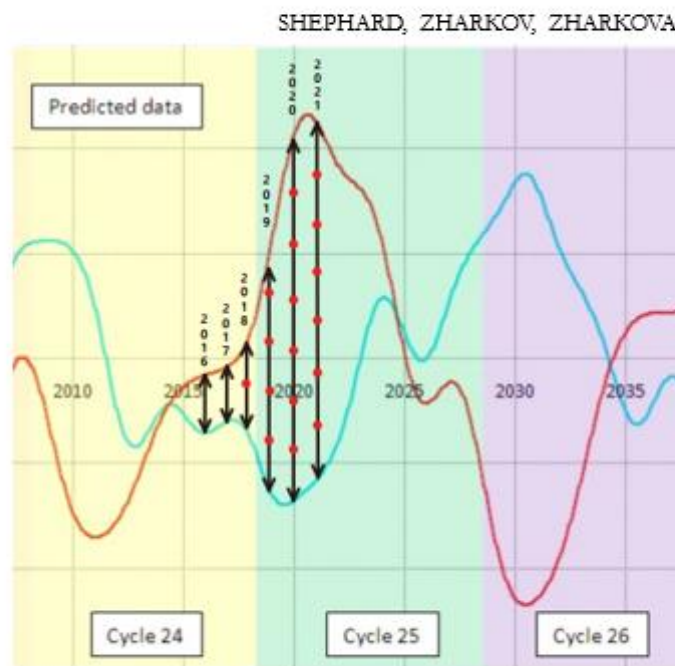
Look at this right here. That is not a cloud cell dumping immense rain. This is a waterspout or two that you can see. If this was in Kansas during spring, what type of tornado category would you give this?

 Fobos



This is not normal, what we're seeing right now. The amplification is happening, and the media is trying to deflect so you do not put the causation to decline in solar activity, they can't tax that. We're only in the very first years of the changes.

The shift of our global weather patterns are set to amplify 2x from July-Dec 2017, and from 2018-2019 a 4x shift, with another jump up as the spread widens to 6x in 2019. (I explain this in detail on pages 38-41)



Al Gore assured us that snow would be a thing of the past. I encourage you to watch **An Inconvenient Truth again** and check out the statements that were made back then. Because where are we now? Two feet of snow, a record-breaker in Lauzet, France.



WEATHER/ METEO WORLD @StormchaserUKEU · Nov 23

WOW!!! 50cm of #snow tonight at the lauzet, France... #snowfall

#extremeweather #severeweather

Thanks to Julien Faure for the picture!



(BELOW) I do want to drop you into Romania because this capture is stunning! This is quintessential, beautiful, European snowfall.



WEATHER/ METEO WORLD @StormchaserUKEU · Nov 23

Ionut Birsan captures this beautiful winter/ snowy scene from Iasi, in Romania on the 19th of November!!! #severeweather #snowfall #extremeweather .



Onto Russia which is buried somewhere underneath the blizzard that's been raging for several days. There's the road, or something else, there are few bus stops probably buried, but never mind. Global warming will take care of all the snow.



WEATHER/ METEO WORLD @StormchaserUKEU · Nov 25

Bit of a problem in #Norilsk Russia recently ??? Photo: Norilsk News
#severeweather #snowfall #extremeweather



These spectacular ice flowers are happening at the same time. They've been photographed from the 14th of November until now, and the sizes seem to be increasing. These ice flowers, if you will, are continuing to spring out of the ice cracks on lakes, on top of pavement and other random locations. So we'll see how much these will really grow through the next few weeks.

It's all about the humidity in the air. It hasn't gotten that dry there yet, so these ice crystallizations, patterns or forms were able to form while the humidity is still in the air. This will probably cease in another month or so, but it's spectacular at the moment.



WEATHER/ METEO WORLD @StormchaserUKEU · Nov 25

WOW.... Stunning #Frost flowers on the Chusovaya river, Urals, in #Russia on the 14th of November. Have you seen these??? Photo: Vadim Balakin thank you.
#severeweather #snowfall #extremeweather



Onto another anomaly, Canary Islands, warm tropical holiday destination for those bound for Sun and fun. While Europe freezes ...but wait, this is the snowfall on Tenerife, a tropical island. It's not dusted, it's covered in snow!



WEATHER/ METEO WORLD @StormchaserUKEU · Nov 23

Snow this morning on Teide mountain in Tenerife, Canary Islands, Spain this morning 23rd November! Report: @carloislaTF #severeweather #snowfall #extremeweather



Carlos Alonso



Moving on to Saudi Arabia where we you think dry deserts and camels. This is a car actually driving through the flood waters of Northern Saudi Arabia. Areas in the South are still dry except for all the lakes that formed when three cyclones passed this season by and drenched area. Lakes formed down in Oman, Yemen and Southern Saudi Arabia and the Middle East Deserts are blooming again. Northern Saudi Arabia is where they just got two and a half feet of rain. This was followed by the same amount of rain in Kuwait City, two weeks ago. The same event happened in Saudi Arabia, in the same location two weeks ago.



WEATHER/ METEO WORLD @StormchaserUKEU · Nov 23

Crazy #flooding in desert areas in northern Saudi Arabia this past few days.

Report: @sameh_m4444 #severeweather #extremeweather #Flood

 Sameh Mahfouz 



And somehow, it's all CO2. It has nothing to do with the Sun that's The blizzards raging across the central plains and the Midwestern states, All-time record snowfalls in Chicago, of all places! That is one of the snowiest cities in America, and it just broke its all-time record snow in November. But it has to be, CO2.



WEATHER/ METEO WORLD @StormchaserUKEU · Nov 25

Blizzard conditions in #KansasCity, MO, USA this afternoon! Report:: @msriss326
#snowfall #ExtremeWeather

msriss326



Now, the same experts who are telling you that it's all CO2 are predicting that in the year 2300 rising seas are going to engulf the coastlines. I look at the journalistic integrity of this and ask, really! You're going to put out a news article about something that is almost 200 years in the future! This is yellow CO2 journalism at its very best!



Bishop Hill @aDissentient · Nov 25

If you read past the headline, you find that they are talking about the year 2300. When forecasts for 2.82 days out are a bit shonky, why should be trust forecasts for 282 years out?



Rising seas threaten to engulf 1.7m homes, Met Office warns

The Met Office warns tomorrow that climate change and rising sea levels will threaten more than 1.5m homes, turn farmland into marsh and wash awa...

[thetimes.co.uk](https://www.thetimes.co.uk)

With all this happening now, people of the world are starting to wake up. Think about this. If this much of a small rise in petrol prices is bringing out this much animosity and fighting with the government in France, can you imagine when their food supply and your food supply is at risk? If people will not be fed? You can see the progression now. I think is a test by the elites to see how the citizens will bond together to react in a certain fashion to policies put forth by governments and to restrict flow of good A, B or C.

Europe's Energy Uprising ...Hundreds Injured, "Warlike Conditions" As Protests Against High Fuel Prices Rage

By P Gosselin on 23. November 2018

Fuel price uprisings spread across Belgium, France... hundreds injured, one dead, major highways blocked, property and windows smashed by "yellow vest" fuel price protesters.

The fact that fuel prices in Europe are sky-high is no accident. They have been willed that way by cash and regulation-hungry governments.



Petrol prices are not a life-or-death situation in terms of food scarcity. Not even anywhere close. But see what is happening here and we're not even close to where the food shortages are yet.

We're not even close to the economic upheaval that's coming due to switching of spending patterns in the general populace of the globe, and this is happening in France already?

Europe's Energy Uprising ...Hundreds Injured, "Warlike Conditions" As Protests Against High Fuel Prices Rage

By P Gosselin on 23. November 2018

Fuel price uprisings spread across Belgium, France... hundreds injured, one dead, major highways blocked, property and windows smashed by "yellow vest" fuel price protesters.

The fact that fuel prices in Europe are sky-high is no accident. They have been willed that way by cash and regulation-hungry governments.



Romaine lettuce is scare, corporate media is saying it is contamination, but there are massive shortages of Romaine lettuce so they're trying to dissuade you from wanting to buy it by saying it's contaminated. This way, you won't ask any questions. You won't even want the Romaine.

This should be a massive wake-up call for everybody out there that's looking, because what's on our doorstep is the descent into the lowest solar activity in the last 400 years.

Read the history of the Maunder Minimum. Please understand the societal changes that took place at that time because they're going to take place right now, again.

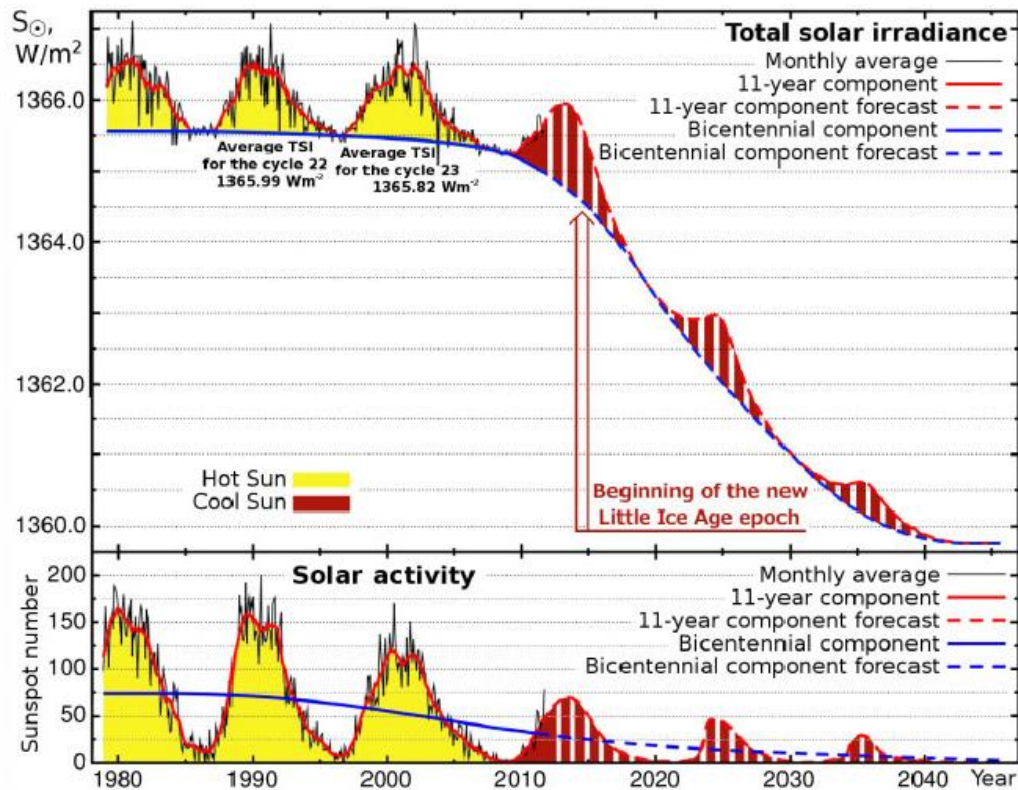


Figure 3. Variations of both the TSI and solar activity in 1978-2011 and a forecast of their variations in cycles 24-26 (up to the year 2045)

If you understood what happened from 1640-1710 then you can get a really good indication of what's going to happen again right now as we progress through to 2030. The French riots because fuel shortages are already here, we are getting snow down in the tropics and vortices events across our planet with strange sky formations. We are at the point of resetting our society.

Thanks for reading, I hope you got something out of the article. If you like more information like this I produce the tri-weekly Mini Ice Age Conversations podcast, 30 minutes of in depth analysis on the GSM you can take on the go.

Mini Ice Age Conversations Podcast

iTunes: <https://itunes.apple.com/us/podcast/adapt2030>

Soundcloud: <https://soundcloud.com/adapt-2030>

Libsyn: <http://adapt2030.libsyn.com/>

MIAC #122 Would you tell the population of the impending changes on Earth?

<http://adapt2030.libsyn.com/miac-122-would-you-tell-the-population-of-the-true-impending-changes-on-earth>

For the bi-weekly Grand Solar Minimum climate update newsletter from myself, David DuByne, (ADAPT 2030) jump over to oilseedcrops.org you can enter your email and sign up. Move your mouse around for about 10 seconds and this box will pop up.

Join ADAPT 2030 NEWSLETTER <http://www.oilseedcrops.org>



Support ADAPT 2030 by Visiting Our Sponsors

ADAPT 2030 & My Patriot Supply

2-Week Food Supply 92 servings

www.preparewithadapt2030.com

Taking the Fear Out of Difficult Situations

*** [ADAPT 2030 True Leaf Market Link](#) ***

ADAPT 2030 Amazon Grand Solar Minimum Book Store

<https://www.amazon.com/shop/adapt2030>

*** Today's Story Links ***

Florida hard freeze and record cold last days of November 2018

<https://www.tropicaltidbits.com/analysis/models/?model=gfs®ion=us&pk=T2ma&runtime=2018112618&fh=60>

Miami Temperatures

<https://www.currentresults.com/Weather/Florida/Places/miami-temperatures-by-month-average.php>

Florida low temperatures

<https://pbs.twimg.com/media/Ds8ML-DU8AUukQG.jpg>

Record Cold Hits North America, Arctic Sea Ice Stable As Solar Activity Reaches Near 200-Year Low

<http://notrickszone.com/2018/11/24/record-cold-hits-north-america-arctic-sea-ice-stable-as-solar-activity-reaches-near-200-year-low/>

Four water spouts Thailand

<https://pbs.twimg.com/media/Ds9XTTJXcAAIMoW.jpg>

Ice Flowers <https://pbs.twimg.com/media/Ds1z5pZWoAEEshs.jpg>

Positive lightning strike

https://pbs.twimg.com/media/DsweT2iWkAA_u8g.jpg

Cold Mid-west USA <https://pbs.twimg.com/media/Ds8L3ZrUcAA3KvR.jpg>

Arctic Ice concentrations

<http://polarportal.dk/en/sea-ice-and-icebergs/sea-ice-thickness-and-volume/>

Arctic sea ice graph

http://polarportal.dk/fileadmin/polarportal/sea/CICE_curve_thick_LA_EN_20181126.png

UAH Global Temperatures <http://www.drroyspencer.com/2018/11/uah-global-temperature-update-for-october-2018-0-22-deg-c/>

*** ADAPT 2030 Social Media Links ***

PATREON www.patreon.com/adapt2030

YOUTUBE [ADAPT 2030 Mini Ice Age 2015–2035 Series on YouTube](#)

BITCHUTE <https://www.bitchute.com/hashtag/adapt2030/>
BRIGHTON <https://www.brighton.com/channel/adapt2030>
STEEM <https://steemit.com/@adapt2030>
MINDS <https://www.minds.com/ADAPT2030>
MEDIUM <https://medium.com/@globalcooling>
FB <https://www.facebook.com/Miniiceage>
TWITTER <https://twitter.com/adapt2030>
GAB <https://gab.ai/ADAPT2030>