

Great Potato Crisis with Italy Decimated by Floods & USA Chills

[— ADAPT 2030 Video Link —](#)

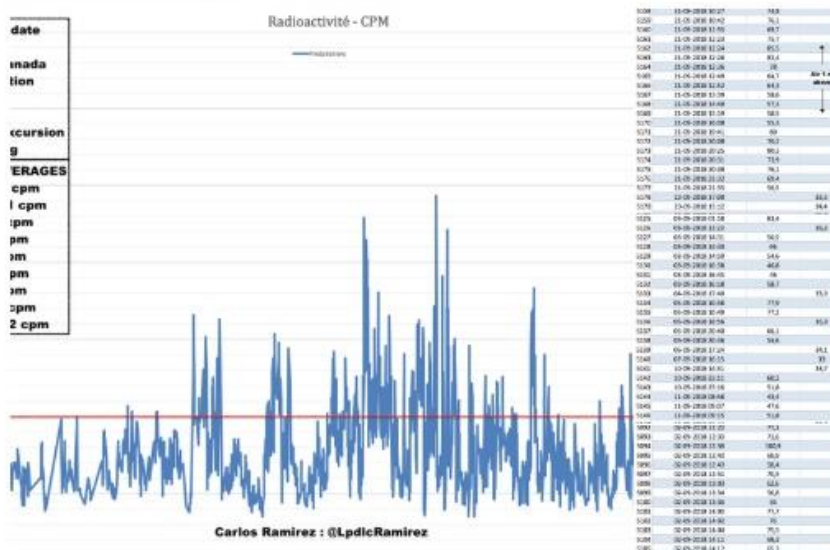


Starting off with Carlos Ramirez. He's doing an independent research on Cosmic Ray density. Carlos is a great resource, we can back check on what the officialdom gives as its numbers.

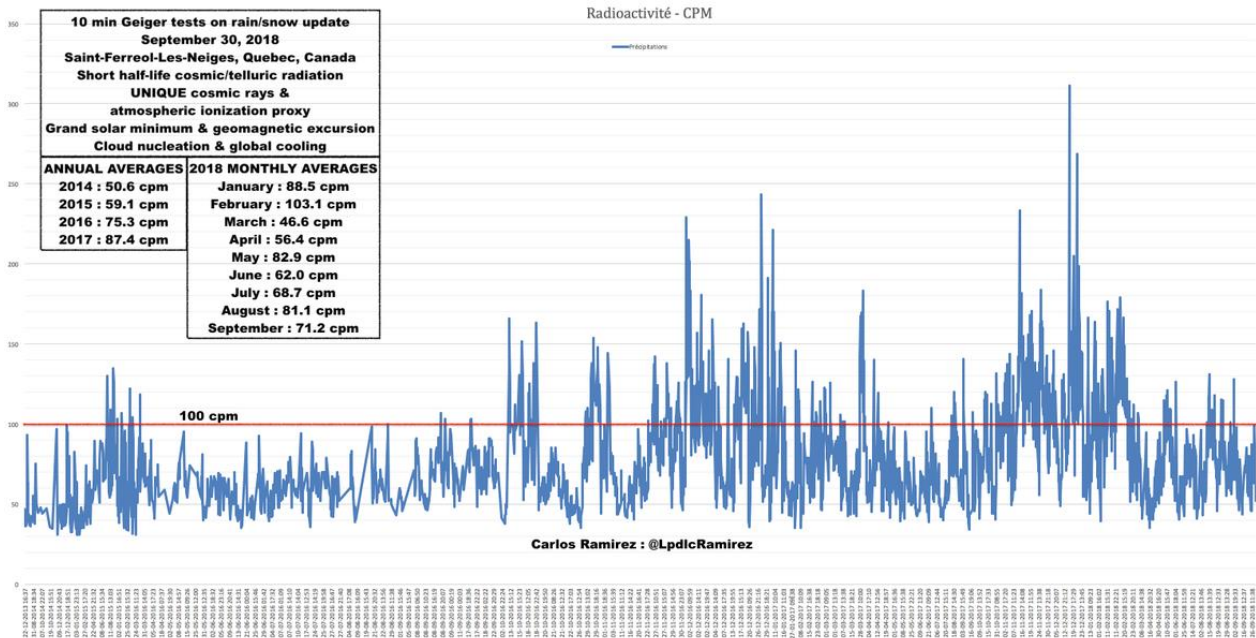


Carlos Ramirez @LpdicRamirez · Oct 2

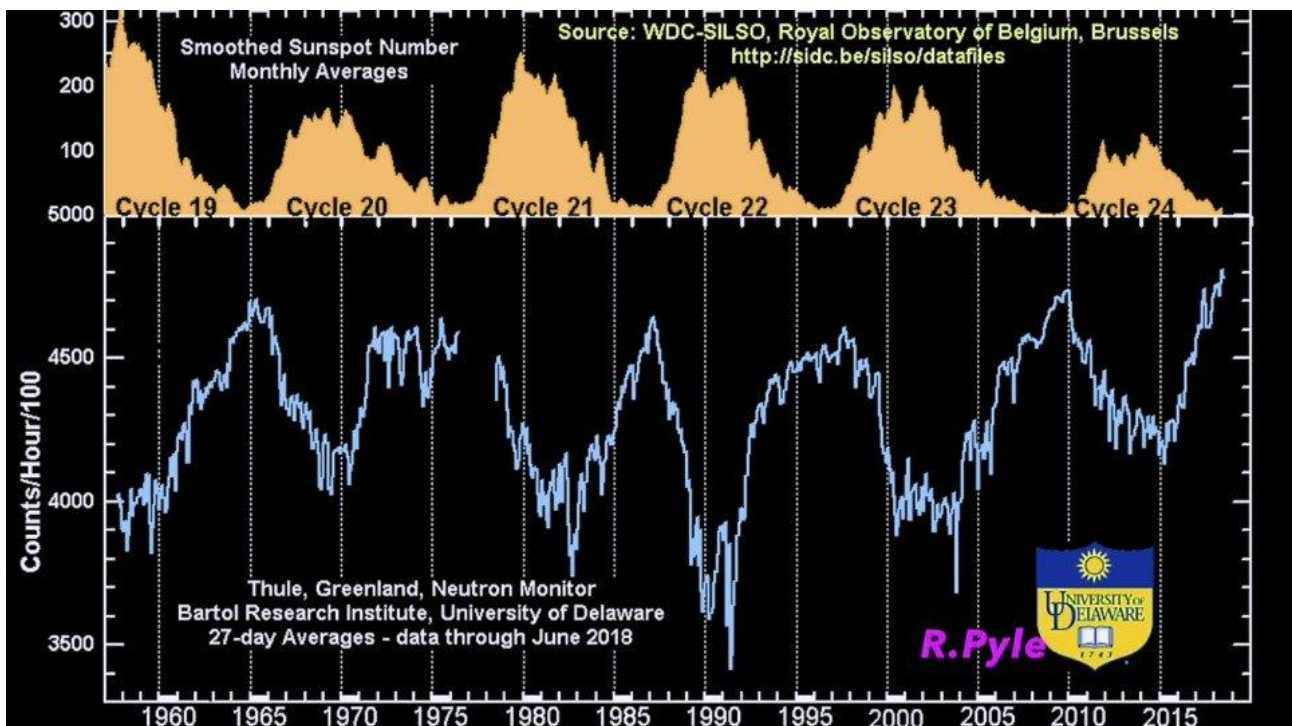
10 min Geiger tests on rain/snow monthly update. Average of September 2017 was 71.6 cpm. The result of September 2018 is very similar with 71.2 cpm. Lot of CMEs in 2017 and this year more coronal holes. Interesting months for annual peaks are approaching. + Some results



He's put together the bimonthly averages for 2018 and the annual averages from 2014 to 2017. Refer to the data over to the left. It is expected that in the future, we'll see some of these larger spikes as we get into 2019 and 2020 at the very bottom of the 11-year Solar Cycle, and we'll enter into a new Grand Solar Minimum at some speed, you would expect this.



Take a look at solar cycle 19 to 24. Notice that when the sunspot numbers are increased, cosmic rays are decreased. There's an inverse relationship as you can see on the far right side of the chart and we're not officially even at the supposed bottom of Solar Cycle 24 yet. Cosmic Rays are higher than anything we've seen in the *Space Age*, and expect it to go even higher.



With that being said, galactic cosmic rays have a direct relationship to more cloud cover on the planet, to heavier hail events, to more wind, and to heavier rains. Also, since the global wheat crop is now being affected, a lot of people are talking about using potatoes as a mitigation crop.

These are able to grow underground, so it wouldn't be affected by these global cold, wind and hail events that are wiping out barley and wheat crops.

The
Economist

Europe's great potato crisis



Problem is, Europe's great potato crisis is here. This does not portend well for the rest of us around the planet that are going to grow potatoes to replace lost wheat and barley yields.

Europe usually produces 53 million tons of spuds, but because of the unusual climate this year, specifically the drought across Europe, Germany's Agriculture Ministry announced a harvest of 25% smaller than the usual. Okay, we can deal with the smaller harvest but, what we cannot deal with the next sentence. "This year's potatoes are smaller and denser than normal." So there's even a change in the way that the potatoes are growing due to the climatic conditions! These potatoes are now one-third shorter as a result.

As we move forward with agriculture, we have to take into consideration how these plants are going to adapt as a response to what's happening on our skies, on our earth and on our Sun's magnetic field.

The
Economist

Europe's great potato crisis

EUROPE faces a potato crisis. Around 53m tonnes of spuds are harvested in the EU each year. Germany, the biggest producer, usually digs up 10m-12m tonnes. But thanks to a dry summer, the tubers have come a cropper.


On September 26th **Germany's agriculture ministry announced a harvest 25% smaller than usual.** This year's spuds are littler and denser than normal. Belgians are feeling less than chipper over rumours that their beloved *frites* may now be one-third shorter as a result. But these fears are small fry compared with the wider implications.

Down in Italy though, it's a complete opposite. It is atmospheric compression event or all-time record rains in Crotona, southern Italy.



WEATHER/ METEO WORLD @StormchaserUKEU · Oct 5

WOW!!! This is a road... 106 near Crotona, southern #Italy this morning 5th October! Report: Gianni Franco thank you. #flood #extremeweather #severeweather

 severe-weather.EU



If you thought your commute to work was difficult, you should give it a go on these roads in Sicily. This is not the only area that was flooded.



WEATHER/ METEO WORLD @StormchaserUKEU · Oct 4

Wow.... Severe #flooding in #Catania, Sicily, Italy reported this afternoon 4th October. Report: @eSpaiNews #severeweather #Flood #extremeweather

eSpaiNews



[Click Here to Learn More](#)

Take a look at areas around Sicily as well. These are city streets. Massive flooding, cars being washed away and people being rescued!



WEATHER/ METEO WORLD @StormchaserUKEU · Oct 5

Extreme [#flooding](#) in [#Catania](#), Sicily, [#Italy](#) yesterday afternoon, 4th October...
Report/ video; Yvonne Snthank you. [#severeweather](#) [#flood](#) [#extremeweather](#)

 severe-weather.EU



Taking a look at some of the standing water around towns in Italy, looks more like Venice than it does inland.




WEATHER/ METEO WORLD @StormchaserUKEU · Oct 4

Severe #flooding in #Catania, Sicily, Italy yesterday afternoon/ evening 4th October.. report: world weather thank you. #severeweather #extremeweather #Flood

طقس_العالم_#



Staying in Europe and Africa, this weather map is really strange showing Northern Europe incredibly warm, but look in Africa, some of these areas 12 to 16 degrees Celsius. Specifically, that purple on the left where Morocco and Algeria are, 2016, 2017 & 2018 had eclipsing record snow totals and successive cold records being broken. Here we go, this is an early start, it should not be that cold down there.

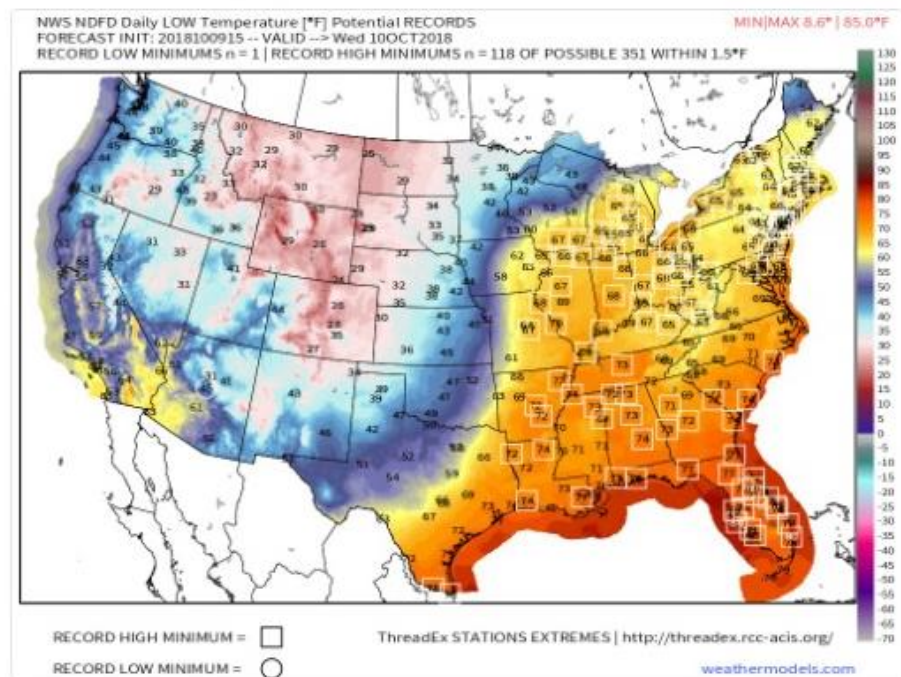


For those of you in the US, just wanted to drop you a report here from Ryan Maue. Over the next two to three days, that cold front is going to push all the way down to Mexico!



Ryan Maue | weathermodels.com @RyanMaue · 4h

Morning lows -- if you can call them that -- Wednesday will be record warm across almost entire eastern US at every station. Amazing late summer like / tropical air mass hanging on -- and then whoosh ...

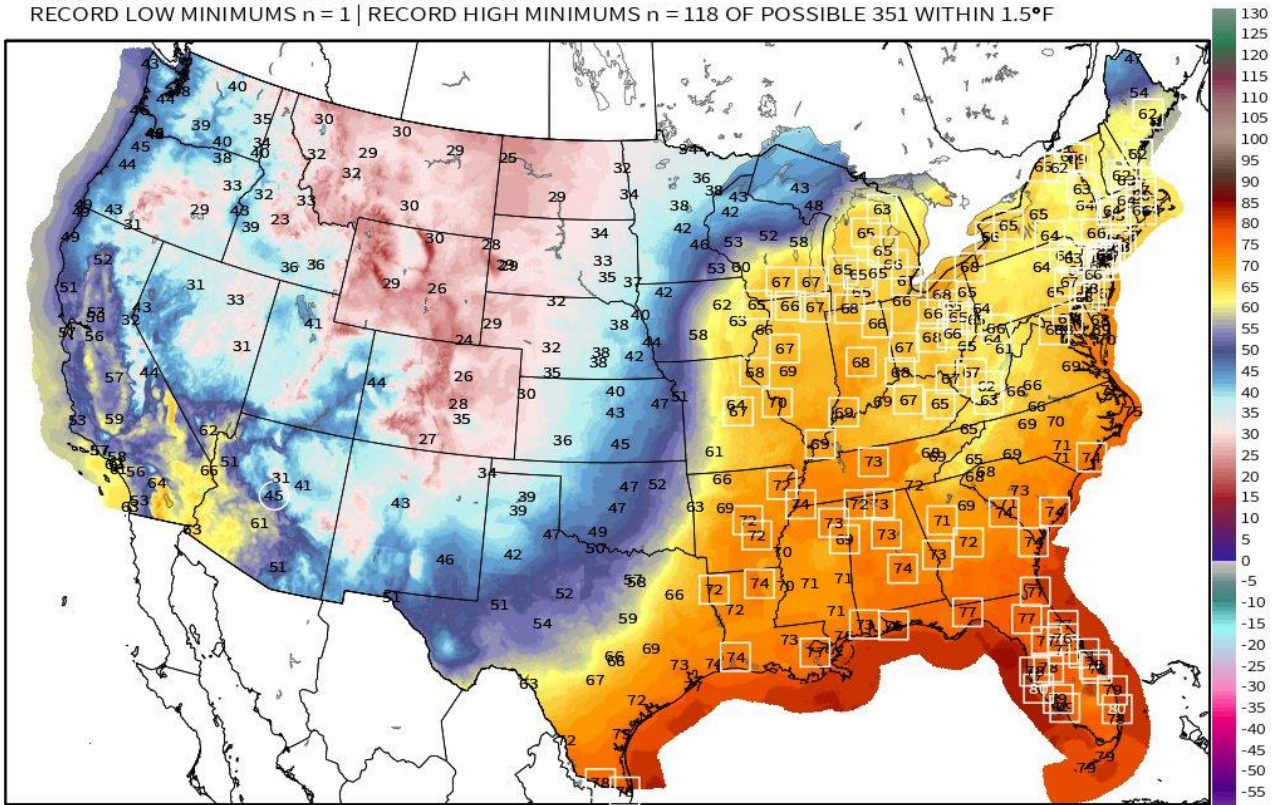


NWS NDFD Daily LOW Temperature [°F] Potential RECORDS

FORECAST INIT: 2018100915 -- VALID --> Wed 10OCT2018

RECORD LOW MINIMUMS n = 1 | RECORD HIGH MINIMUMS n = 118 OF POSSIBLE 351 WITHIN 1.5°F

MIN|MAX 8.6° | 85.0°F




RECORD HIGH MINIMUM =

ThreadEx STATIONS EXTREMES | <http://threadex.rcc-acis.org/>

RECORD LOW MINIMUM =

weathermodels.com



I do thank you for reading this post. You can find more in-depth analysis on the tri-weekly podcast Mini Ice Age Conversations. Analysis and conversation on how these extreme weather events and rising food prices are going to affect us all with the global economy straight in the middle.

*** ADAPT 2030 True Leaf Market Link ***

<http://www.pjtra.com/t/SkNITkxPS0xDR0...>

ADAPT 2030 My Patriot Supply Links: Take the fear out of difficult situations

2-Week Food Supply: (1,500+ calories/day with 92 servings)

www.preparewithadapt2030.com Hearty Soups Kit with 104 servings

<http://bit.ly/2A4c1hk>

Mini Ice Age Conversations Podcast

MIAC #120 Australia is Entering a Mega Drought the Repercussions

<http://adapt2030.libsyn.com/miac-120-...>

Grand Solar Minimum Book of the Day

Gardening When It Counts: Growing Food in Hard Times

Designed for readers with no experience and applicable to most areas in the world except the tropics and hot deserts. This book shows that any family with access to 3-5,000 sq. ft. of garden land can halve their food costs using a growing system requiring just the odd bucketful of household waste water, perhaps two hundred dollars worth of hand tools.

<https://amzn.to/2Cc8vV5>

*** Today's Story Links ***

Great Potato Crisis with Italy Decimated by Floods & USA Chills

Ice cap will disappear 2008

<https://pbs.twimg.com/media/DpBXgeXW4AARI8t.jpg>

Temperatures charts NE USA

https://pbs.twimg.com/media/Do_gy6uV4AEwjYK.jpg

Temperature charts North America

<https://pbs.twimg.com/media/DpFAABzU8AMTQxs.jpg>

https://pbs.twimg.com/media/DpE_pT2VsAExT9C.jpg

Temperature Charts SE USA

https://pbs.twimg.com/media/DpE_JoRUcAA7SNe.jpg

Colorado Rockies Temperatures

<https://pbs.twimg.com/media/DpBHC0QUcAAOgnI.jpg>

Cosmic Ray Updates <https://twitter.com/LpdlcRamirez>

<https://pbs.twimg.com/media/DohkUVkXoAIXDM5.png>

Arizona snows <https://twitter.com/i/status/1048962436739596288>

Calgary Snow <https://pbs.twimg.com/media/Dok9K6uX0AEiMhr.jpg>

Italian Floods <https://twitter.com/StormchaserUKEU>

Sea Ice Thickness map <http://polarportal.dk/en/sea-ice-and-icebergs/sea-ice-thickness-and-volume/>

UAH Global Temperature Update for September, 2018: +0.14 deg. C

<http://www.drroyspencer.com/2018/10/uah-global-temperature-update-for-september-2018-0-14-deg-c/>

[http://www.drroyspencer.com/wp-content/uploads/UAH LT 1979 thru September 2018 v6.jpg](http://www.drroyspencer.com/wp-content/uploads/UAH_LT_1979_thru_September_2018_v6.jpg)

<https://www.economist.com/europe/2018/10/06/europes-great-potato-crisis>

Europe's great potato crisis

<https://www.star.nesdis.noaa.gov/GOES/index.php>

GOES Satellite hurricanes in Atlantic and Pacific

<https://www.star.nesdis.noaa.gov/GOES/index.php>

GOES West Water Vapour <https://www.goes.noaa.gov/dimg/west/fd/wv/10.gif>

ADAPT 2030



[ADAPT 2030 Mini Ice Age 2015–2035 Series on YouTube](#)

*** ADAPT 2030 Social Media Links ***

1.) PATREON www.patreon.com/adapt2030

2.) BITCHUTE <https://www.bitchute.com/hashtag/adapt2030/>

3.) STEEM <https://steemit.com/@adapt2030>



**ADAPT 2030** (36)
Covering Grand Solar Minimum Intensification, Crop Losses, Cold
Weather Anomalies & Stories the MSM Refuses to Discuss
400 followers | 120 posts | 5 following
oilseedcrops.org | Joined August 2016

<https://steemit.com/@adapt2030>

*** [Stories also on STEEMIT](#) ***

4.) *** ADAPT 2030 True Leaf Market Link ***



[*** ADAPT 2030 True Leaf Market Link ***](#)

5.) **Mini Ice Age Conversations Podcast**

Libsyn: <http://adapt2030.libsyn.com/>

iTunes: <https://itunes.apple.com/us/podcast/adapt-2030-mini-ice-age-conversations/id1200142326>

6.) FB <https://www.facebook.com/Miniiceage>

7.) TWITTER <https://twitter.com/adapt2030>

8.) YOUTUBE www.youtube.com/user/MyanmarLiving



Medium

[*** Stories also on Medium ***](#)

9.) MEDIUM <https://medium.com/@globalcooling>

Weekly Podcast



Mini Ice Age Conversations Podcast is available on [iTunes](#), [Soundcloud](#), [Stitcher Radio](#) and [Libsyn](#)